

SURFRIDER FOUNDATION

NEW HAMPSHIRE

Citizen Engagement in Ocean Protection

Chris Grippo
Vice Chair, New Hampshire Chapter
Surfrider Foundation
vicechair@nh.surfrider.org

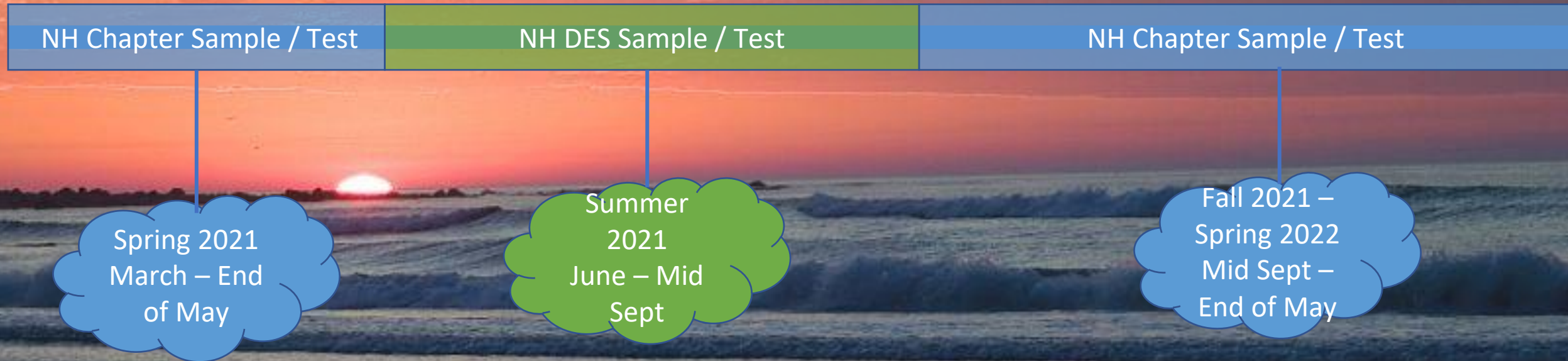
Clean Coastal Waters - Not Just a Dream in NH

**It is a reality...
that takes work!**

The Testing

- **Enterococci**
 - **Indicator of Fecal Bacteria Contamination**
 - **Does that mean Poop? Well, Yes it does!**
- **Sources**
 - **Human and Wildlife**
- **Reasons**
 - **Population increase in and migration to coastal areas**
 - **Aging infrastructure and sewer systems**
 - **Wildlife population patterns**

The Timeline



Locations

- **4 Beaches / Test Sites (2021 -2022)**

Town	Beach	Sample / Site
Hampton	The Wall 15th Street	1
North Hampton	North Hampton State Beach	1
Rye	Jeness State Beach	1
Rye	Pirates Cove Wallis Road Entrance	1

How Many?

- Testing every other week (2021 - 2022)

Season	Testing Days	Samples (days x 4)
Spring 2021	7	28
Fall 2021	7	28
Spring 2022	10	40
<i>Total 2021 – 2022</i>	24	96*

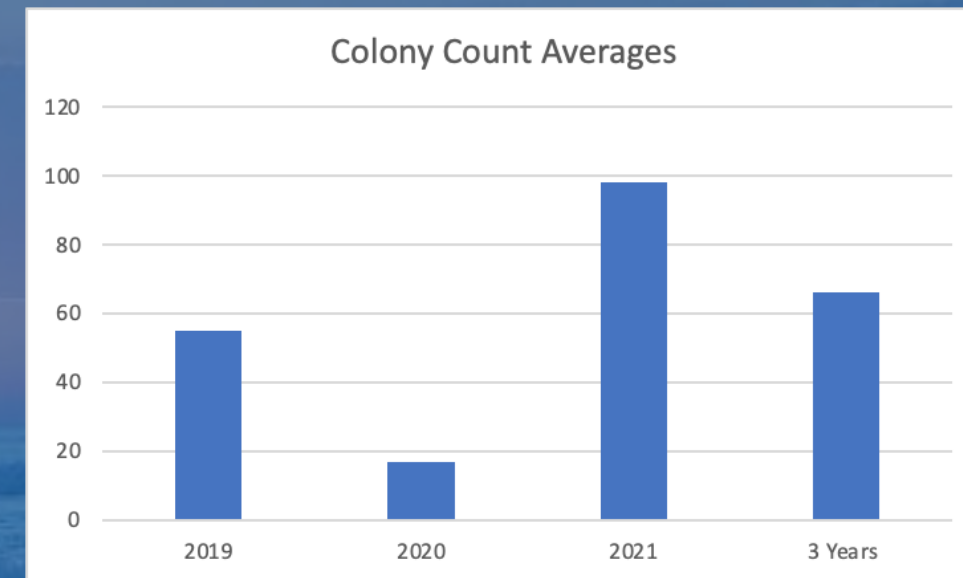
* Based on the 4 previously mentioned beaches

Results

- Averages

Year	Average (CFU counts / 100 ml)
2021 spring & fall	98.02
2020	16.71
2019	55
2019 - 2021 (3 years)	66.16

CFU = colony forming units

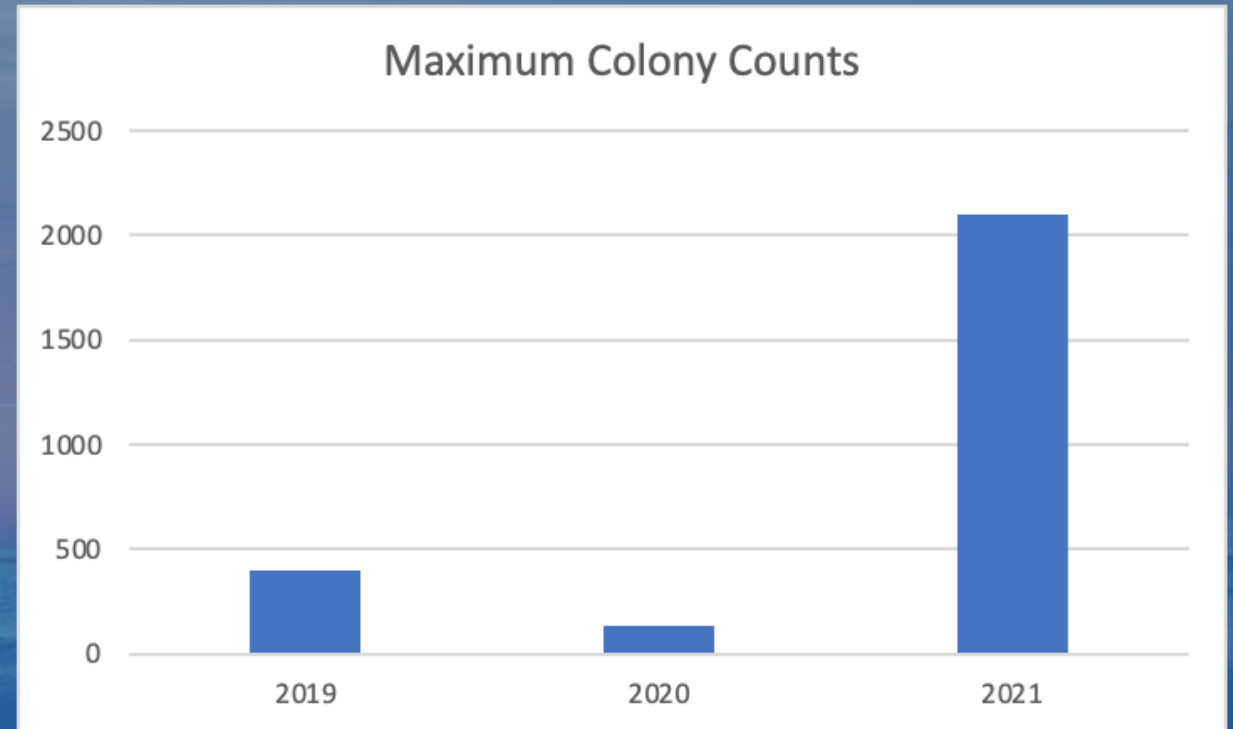


Results

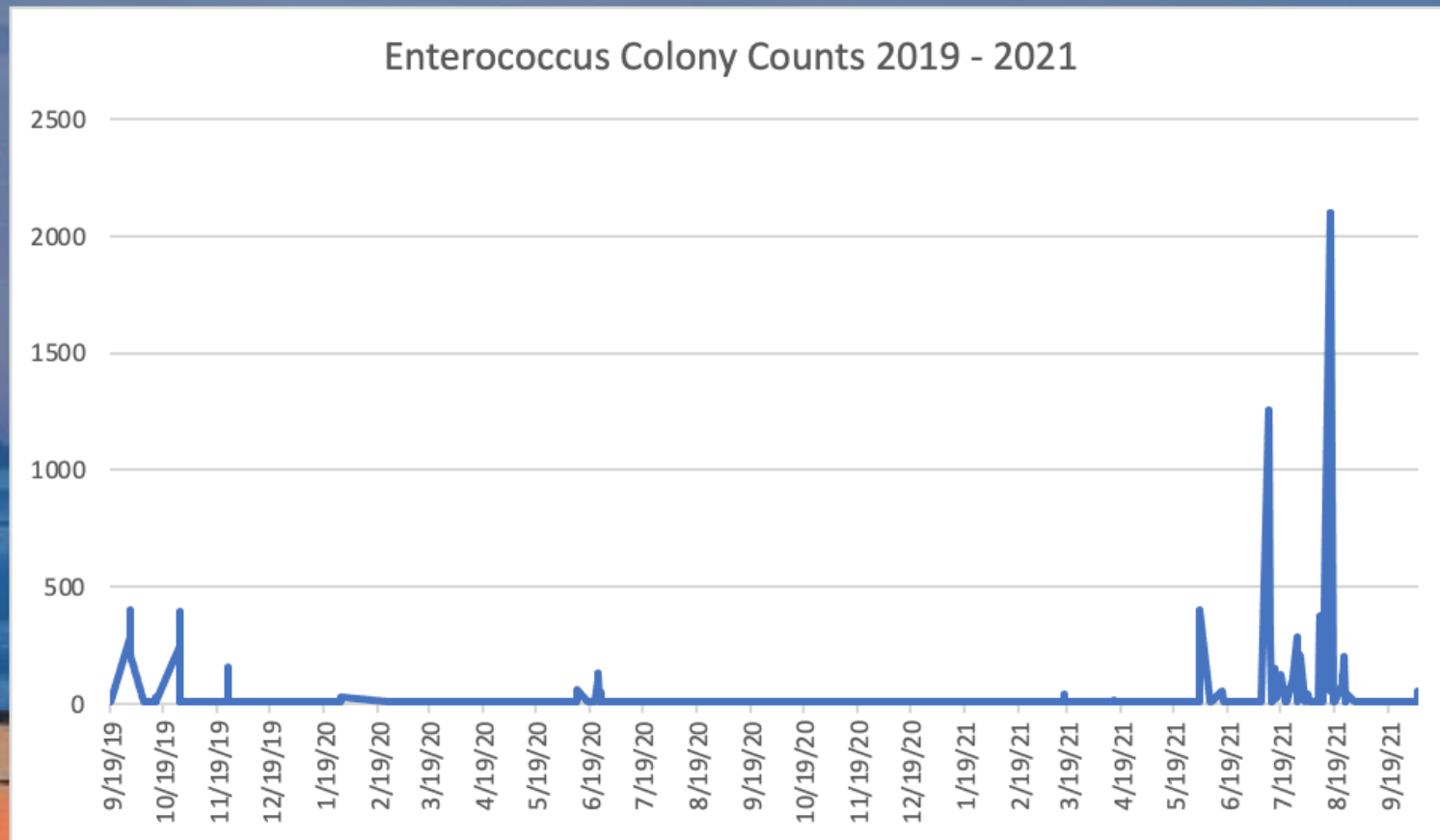
- **High Counts For The Year**

	2019	2020	2021
Max Count	399	134	2098

Counts 104 or higher result in an advisory



- Overview of Enterococcus Colony Counts 2019 - 2021

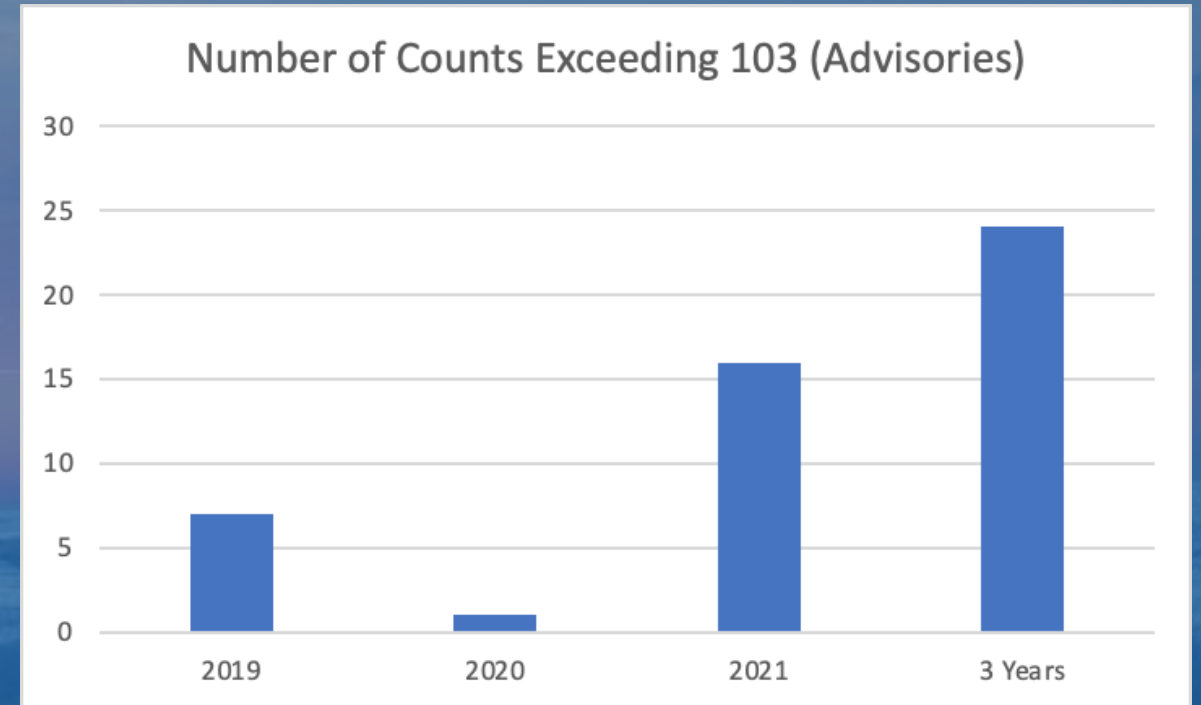


Results

- **Instances Exceeding Threshold Level**

	2019	2020	2021	2019-2021
Instances >103	7	1	16	24

Counts 104 or higher result in an advisory
This is not a count of advisory days



Thank You

All the volunteers

UNH Jackson Estuarine Lab and Steve Jones PhD

Rye Beach Committee

Loaded Question Brewery (Pete Mead & Tom Bath)

Thank You

