



New Hampshire Public Schools

AP® Success by District: Class of 2023

Percentage of 12th-graders who scored 3 or higher on an AP Exam in high school:

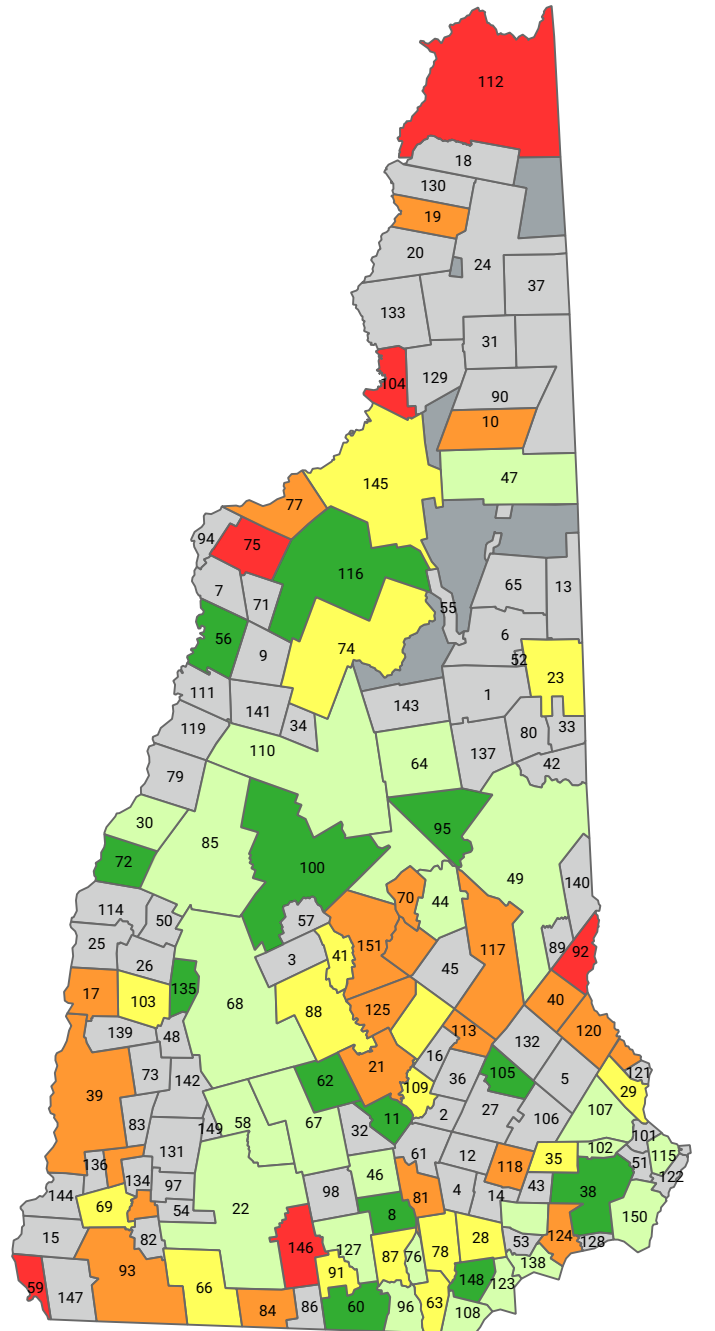
- Less than 1%
- 1%-9%
- 10%-19%
- 20%-29%
- 30% or greater
- No 12th-grade enrollment data
- School district not defined

Notes:

The most recent enrollment data available were for the 2022-23 school year. A degree of caution should be exercised when reviewing performance estimates, as data may not reflect district enrollments for the 2022-23 school year. AP cohort data represent public school students from a given graduating class who scored 3 or higher on an AP Exam during high school.

Sources:

2022-23 NCES 12th-grade district enrollment, 2023 College Board AP Cohort Data, and 2022 US Census Bureau Cartographic Boundary School District Shapefiles.





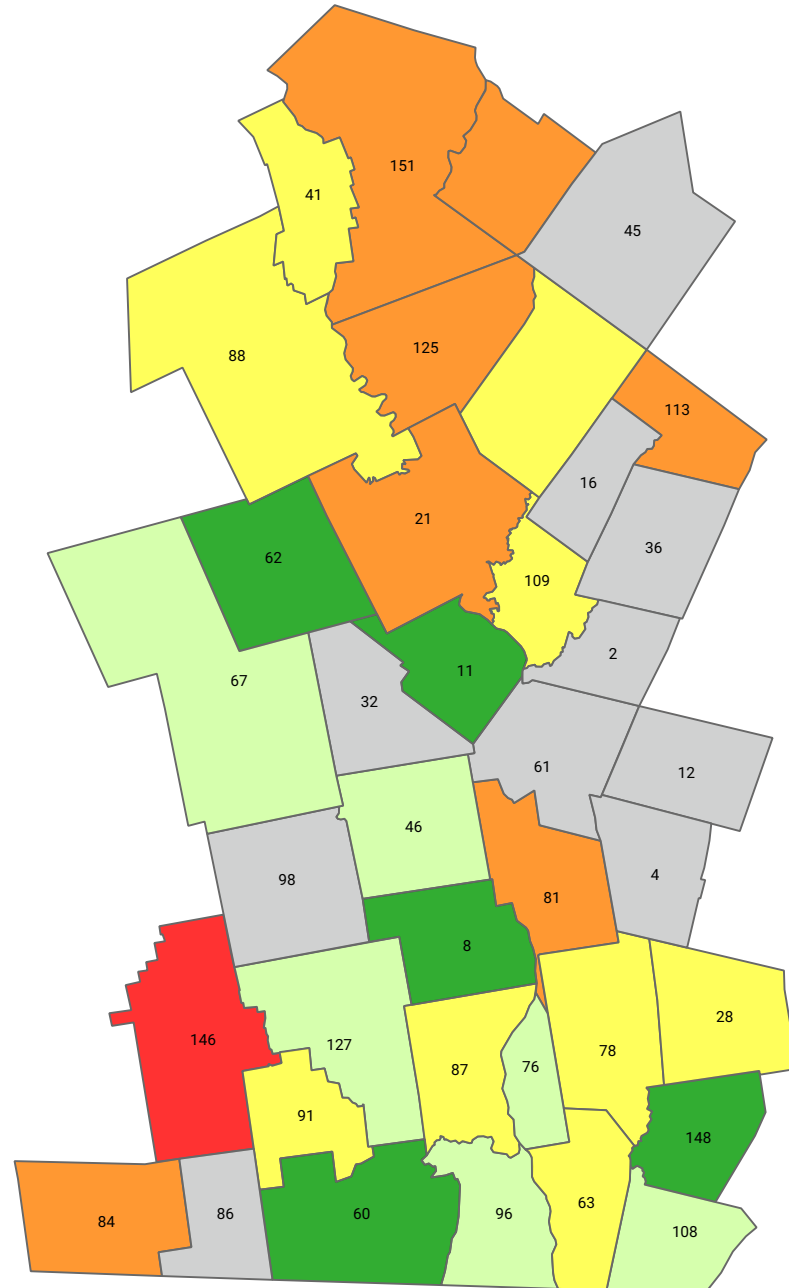
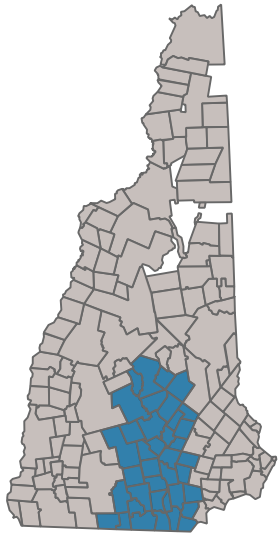
New Hampshire Public Schools

AP® Success by District: Class of 2023

Inset A

Percentage of 12th-graders who scored 3 or higher on an AP Exam in high school:

- Less than 1%
- 1%-9%
- 10%-19%
- 20%-29%
- 30% or greater
- No 12th-grade enrollment data
- School district not defined



Notes:

The most recent enrollment data available were for the 2022-23 school year. A degree of caution should be exercised when reviewing performance estimates, as data may not reflect district enrollments for the 2022-23 school year. AP cohort data represent public school students from a given graduating class who scored 3 or higher on an AP Exam during high school.

Sources:

2022-23 NCES 12th-grade district enrollment, 2023 College Board AP Cohort Data, and 2022 US Census Bureau Cartographic Boundary School District Shapefiles.



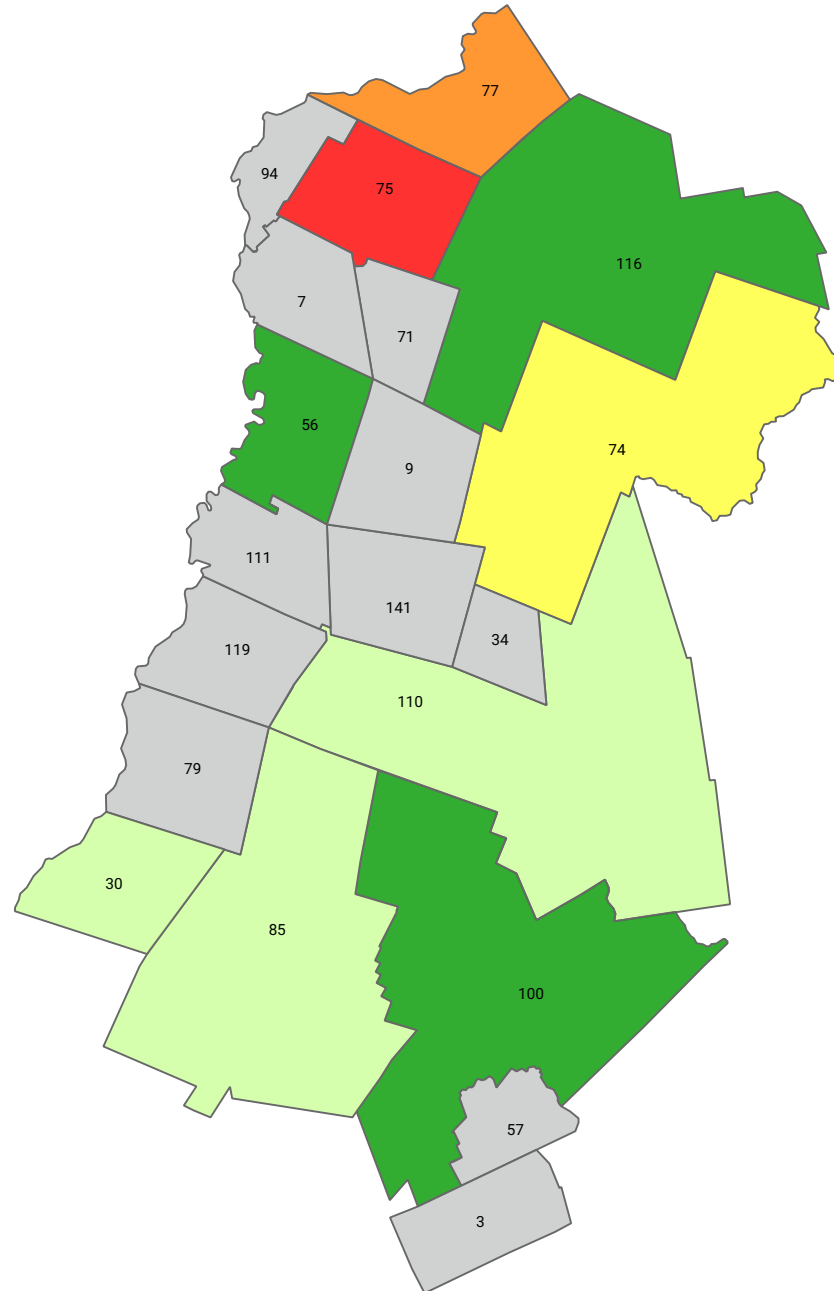
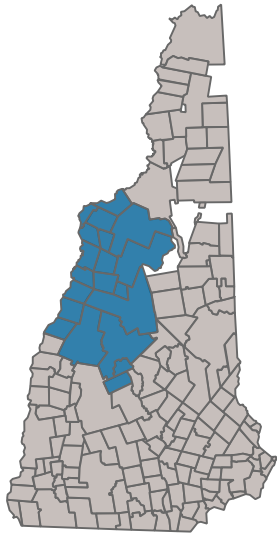
New Hampshire Public Schools

AP® Success by District: Class of 2023

Inset B

Percentage of 12th-graders who scored 3 or higher on an AP Exam in high school:

- Less than 1%
- 1%-9%
- 10%-19%
- 20%-29%
- 30% or greater
- No 12th-grade enrollment data
- School district not defined



Notes:

The most recent enrollment data available were for the 2022-23 school year. A degree of caution should be exercised when reviewing performance estimates, as data may not reflect district enrollments for the 2022-23 school year. AP cohort data represent public school students from a given graduating class who scored 3 or higher on an AP Exam during high school.

Sources:

2022-23 NCES 12th-grade district enrollment, 2023 College Board AP Cohort Data, and 2022 US Census Bureau Cartographic Boundary School District Shapefiles.



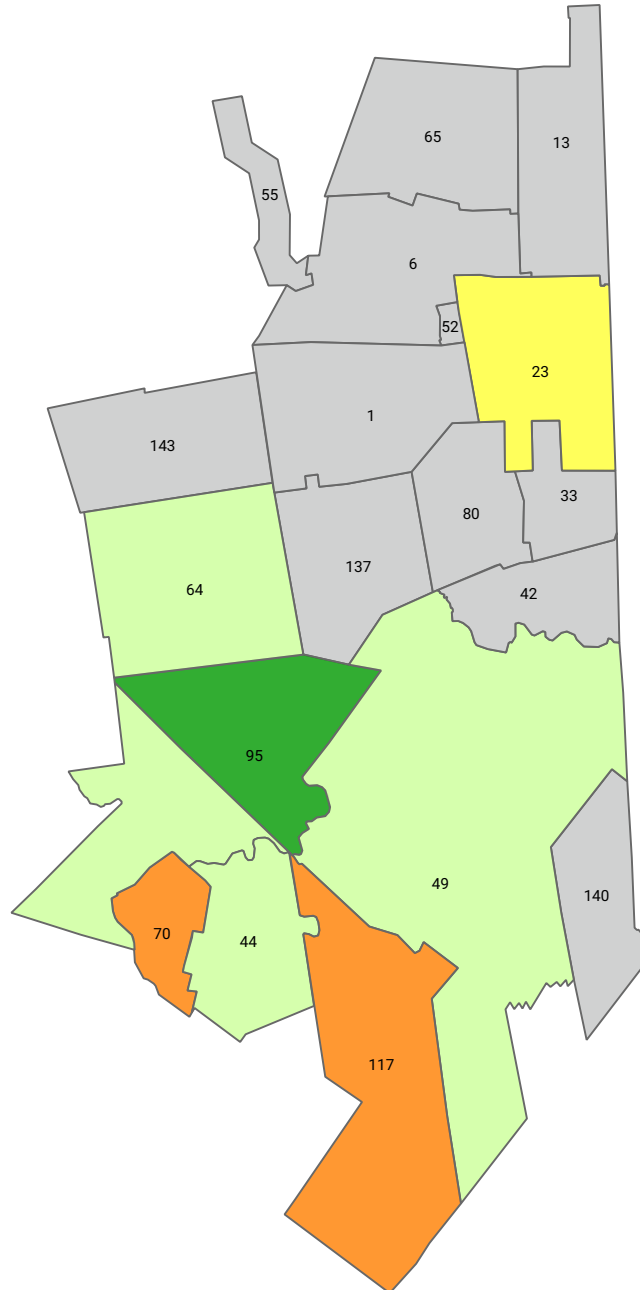
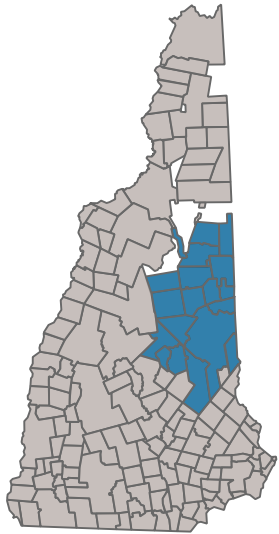
New Hampshire Public Schools

AP® Success by District: Class of 2023

Inset C

Percentage of 12th-graders who scored 3 or higher on an AP Exam in high school:

- Less than 1%
- 1%-9%
- 10%-19%
- 20%-29%
- 30% or greater
- No 12th-grade enrollment data
- School district not defined



Notes:

The most recent enrollment data available were for the 2022-23 school year. A degree of caution should be exercised when reviewing performance estimates, as data may not reflect district enrollments for the 2022-23 school year. AP cohort data represent public school students from a given graduating class who scored 3 or higher on an AP Exam during high school.

Sources:

2022-23 NCES 12th-grade district enrollment, 2023 College Board AP Cohort Data, and 2022 US Census Bureau Cartographic Boundary School District Shapefiles.



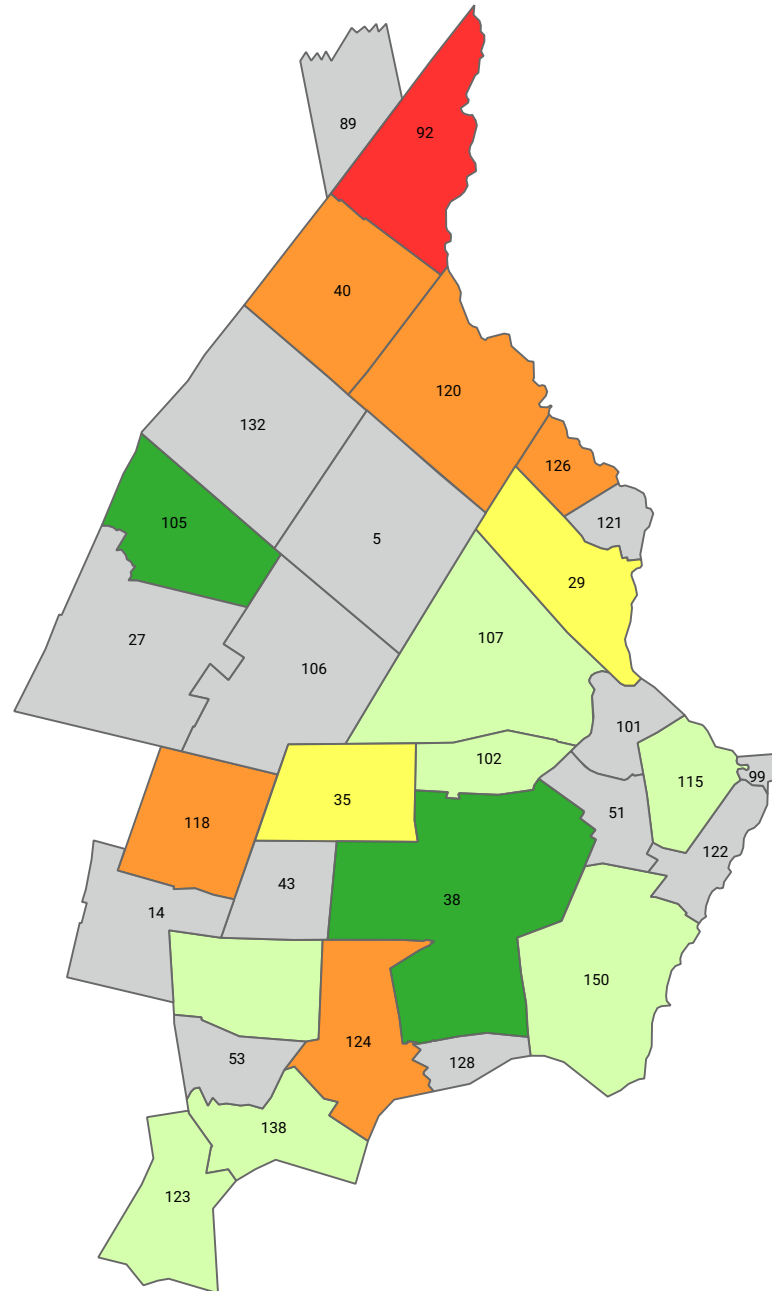
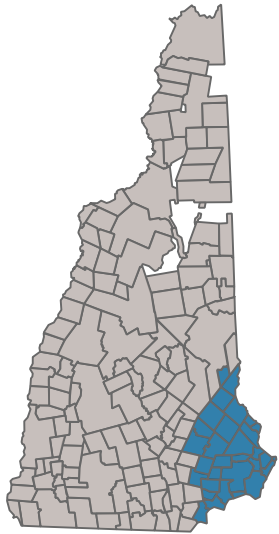
New Hampshire Public Schools

AP® Success by District: Class of 2023

Inset D

Percentage of 12th-graders who scored 3 or higher on an AP Exam in high school:

- Less than 1%
- 1%-9%
- 10%-19%
- 20%-29%
- 30% or greater
- No 12th-grade enrollment data
- School district not defined



Notes:

The most recent enrollment data available were for the 2022-23 school year. A degree of caution should be exercised when reviewing performance estimates, as data may not reflect district enrollments for the 2022-23 school year. AP cohort data represent public school students from a given graduating class who scored 3 or higher on an AP Exam during high school.

Sources:

2022-23 NCES 12th-grade district enrollment, 2023 College Board AP Cohort Data, and 2022 US Census Bureau Cartographic Boundary School District Shapefiles.



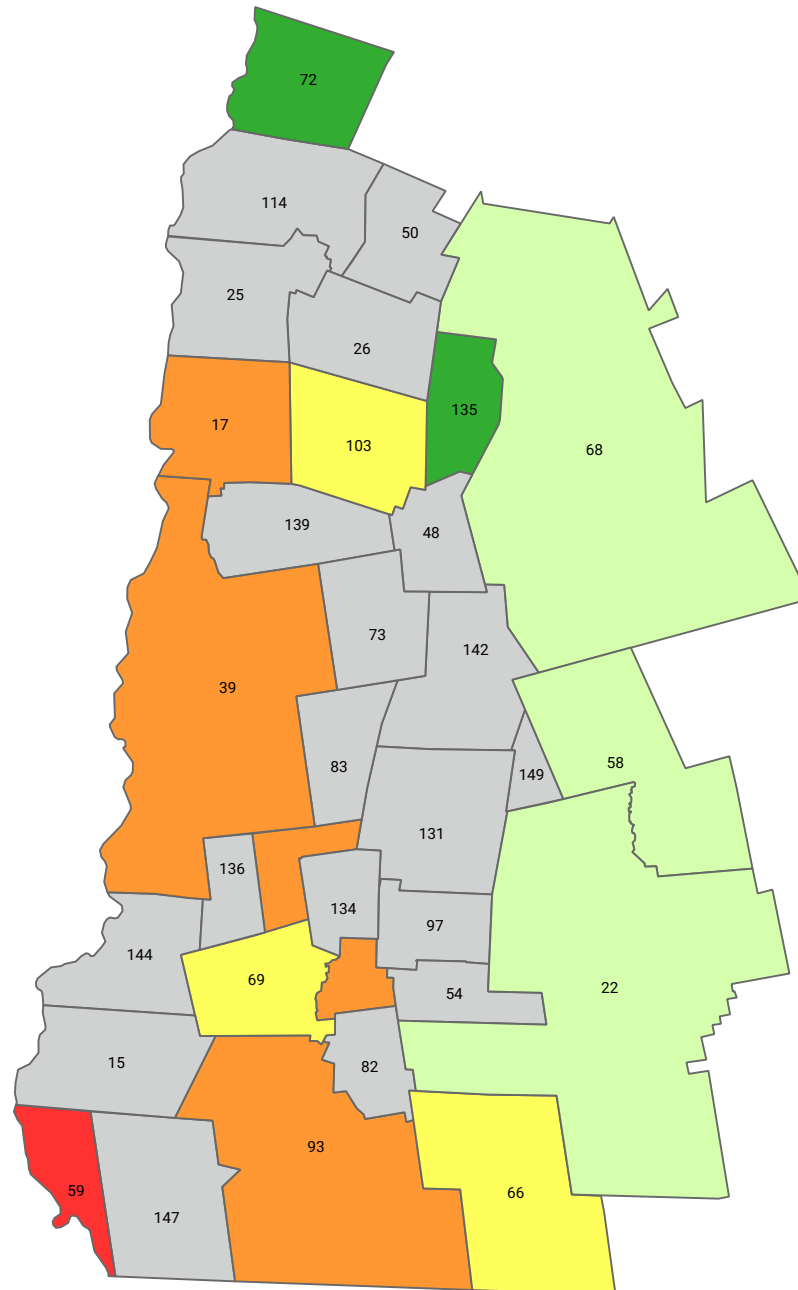
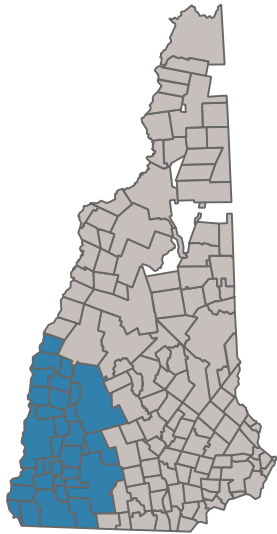
New Hampshire Public Schools

AP® Success by District: Class of 2023

Inset E

Percentage of 12th-graders who scored 3 or higher on an AP Exam in high school:

- Less than 1%
- 1%-9%
- 10%-19%
- 20%-29%
- 30% or greater
- No 12th-grade enrollment data
- School district not defined



Notes:

The most recent enrollment data available were for the 2022-23 school year. A degree of caution should be exercised when reviewing performance estimates, as data may not reflect district enrollments for the 2022-23 school year. AP cohort data represent public school students from a given graduating class who scored 3 or higher on an AP Exam during high school.

Sources:

2022-23 NCES 12th-grade district enrollment, 2023 College Board AP Cohort Data, and 2022 US Census Bureau Cartographic Boundary School District Shapefiles.



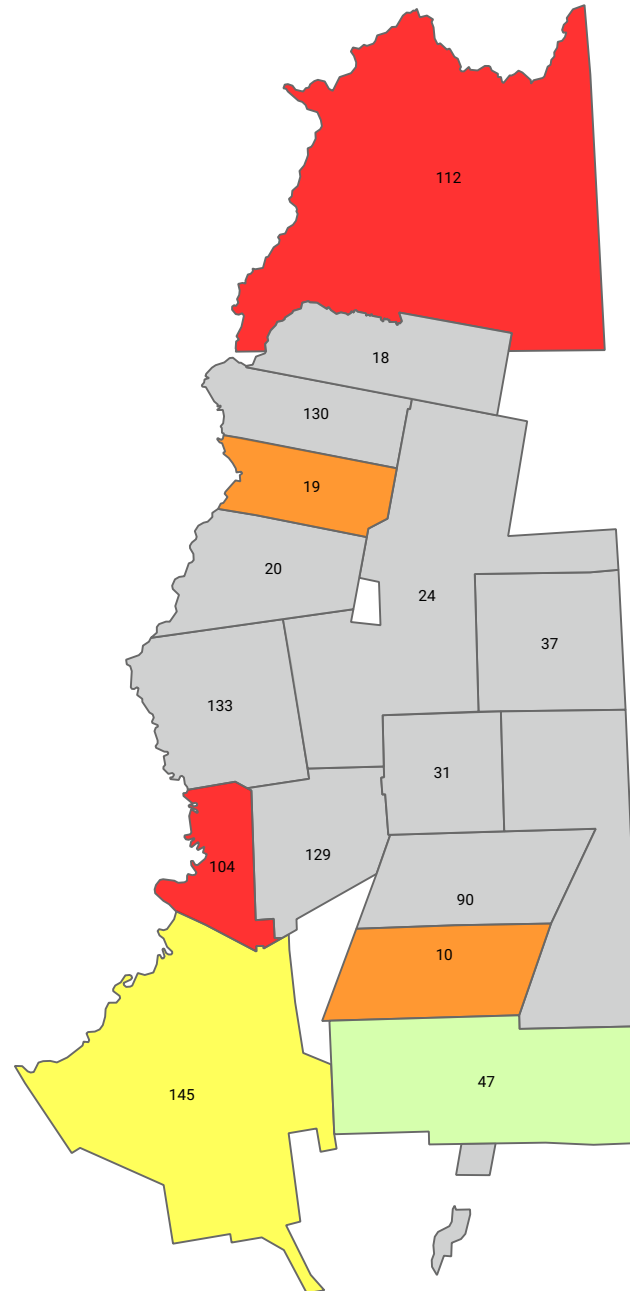
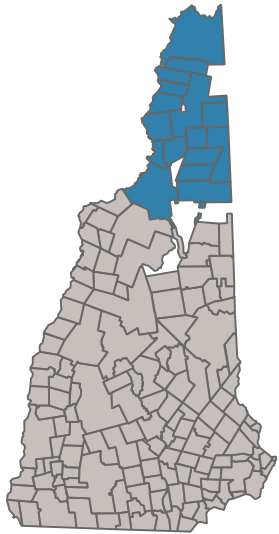
New Hampshire Public Schools

AP® Success by District: Class of 2023

Inset F

Percentage of 12th-graders who scored 3 or higher on an AP Exam in high school:

- Less than 1%
- 1%-9%
- 10%-19%
- 20%-29%
- 30% or greater
- No 12th-grade enrollment data
- School district not defined



Notes:

The most recent enrollment data available were for the 2022-23 school year. A degree of caution should be exercised when reviewing performance estimates, as data may not reflect district enrollments for the 2022-23 school year. AP cohort data represent public school students from a given graduating class who scored 3 or higher on an AP Exam during high school.

Sources:

2022-23 NCES 12th-grade district enrollment, 2023 College Board AP Cohort Data, and 2022 US Census Bureau Cartographic Boundary School District Shapefiles.

Index - New Hampshire Public Schools

Index	District	NCESID
1	Albany School District	3301350
2	Allenstown School District	3301380
3	Andover School District	3301500
4	Auburn School District	3301590
5	Barrington School District	3301650
6	Bartlett School District	3301680
7	Bath School District	3301710
8	Bedford School District	3301740
9	Benton School District	3301830
10	Berlin School District	3301860
11	Bow School District	3301950
12	Candia School District	3302130
13	Chatham School District	3302200
14	Chester School District	3302250
15	Chesterfield School District	3302280
16	Chichester School District	3302310
17	Claremont School District	3302340
18	Clarksville School District	3302370
19	Colebrook School District	3302400
20	Columbia School District	3302430
21	Concord School District	3302460
22	Contoocook Valley School District	3302480
23	Conway School District	3302490
24	Coos County School District	3302510
25	Cornish School District	3302520
26	Croydon School District	3302550
27	Deerfield School District	3302580
28	Derry School District	3302610
29	Dover School District	3302640
30	Dresden School District	3302670
31	Dummer School District	3302730
32	Dunbarton School District	3302760
33	Eaton School District	3302850
34	Ellsworth School District	3302870
35	Epping School District	3302880
36	Epsom School District	3302910

Index - New Hampshire Public Schools

Index	District	NCESID
37	Errol School District	3302940
38	Exeter Regional Cooperative School District	3300017
39	Fall Mountain Regional School District	3302990
40	Farmington School District	3303000
41	Franklin School District	3303090
42	Freedom School District	3303120
43	Fremont School District	3303150
44	Gilford School District	3303180
45	Gilmanton School District	3303210
46	Goffstown School District	3303240
47	Gorham Randolph Shelburne Cooperative School District	3300035
48	Goshen School District	3303304
49	Governor Wentworth Regional School District	3303330
50	Grantham School District	3303360
51	Greenland School District	3303420
52	Hale's Location School District	3303279
53	Hampstead School District	3303480
54	Harrisville School District	3303630
55	Hart's Location School District	3303640
56	Haverhill Cooperative School District	3303660
57	Hill School District	3303720
58	Hillsboro-Deering Cooperative School District	3303750
59	Hinsdale School District	3303780
60	Hollis-Brookline Cooperative School District	3303850
61	Hooksett School District	3303870
62	Hopkinton School District	3303900
63	Hudson School District	3303930
64	Inter-Lakes School District	3303960
65	Jackson School District	3303990
66	Jaffrey-Rindge Cooperative School District	3304030
67	John Stark Regional School District	3300003
68	Kearsarge Regional School District	3304040
69	Keene School District	3304050
70	Laconia School District	3304140
71	Landaff School District	3304170
72	Lebanon School District	3304230

Index - New Hampshire Public Schools

Index	District	NCESID
73	Lempster School District	3303303
74	Lincoln-Woodstock School District	3304260
75	Lisbon Regional School District	3304290
76	Litchfield School District	3304350
77	Littleton School District	3304380
78	Londonderry School District	3304410
79	Lyme School District	3304500
80	Madison School District	3304560
81	Manchester School District	3304590
82	Marlborough School District	3304620
83	Marlow School District	3304650
84	Mascenic Regional School District	3304670
85	Mascoma Valley Regional School District	3304680
86	Mason School District	3303276
87	Merrimack School District	3304740
88	Merrimack Valley School District	3304760
89	Middleton School District	3304770
90	Milan School District	3304800
91	Milford School District	3304830
92	Milton School District	3300616
93	Monadnock Regional School District	3304890
94	Monroe School District	3304920
95	Moultonborough School District	3304960
96	Nashua School District	3304980
97	Nelson School District	3305010
98	New Boston School District	3305040
99	New Castle School District	3305070
100	Newfound Area School District	3305220
101	Newington School District	3305250
102	Newmarket School District	3305280
103	Newport School District	3305310
104	Northumberland School District	3305400
105	Northwood School District	3305430
106	Nottingham School District	3305460
107	Oyster River Cooperative School District	3305520
108	Pelham School District	3305550

Index - New Hampshire Public Schools

Index	District	NCESID
109	Pembroke School District	3305580
110	Pemi-Baker Regional School District	3399965
111	Piermont School District	3305670
112	Pittsburg School District	3305700
113	Pittsfield School District	3305730
114	Plainfield School District	3305760
115	Portsmouth School District	3305820
116	Profile School District	3305830
117	Prospect Mountain High School Joint Maintenance Agreement District	3300049
118	Raymond School District	3305880
119	Rivendell Interstate School District	3333009
120	Rochester School District	3305940
121	Rollinsford School District	3305970
122	Rye School District	3306030
123	Salem School District	3306060
124	Sanborn Regional School District	3306080
125	Shaker Regional School District	3306180
126	Somersworth School District	3306240
127	Souhegan Cooperative School District	3306260
128	South Hampton School District	3306270
129	Stark School District	3306330
130	Stewartstown School District	3306360
131	Stoddard School District	3306390
132	Strafford School District	3306420
133	Stratford School District	3306450
134	Sullivan School District	3303293
135	Sunapee School District	3306540
136	Surry School District	3303275
137	Tamworth School District	3306600
138	Timberlane Regional School District	3306720
139	Unity School District	3306750
140	Wakefield School District	3306780
141	Warren School District	3306870
142	Washington School District	3306900
143	Waterville Valley School District	3306910
144	Westmoreland School District	3307020

Index - New Hampshire Public Schools

Index	District	NCESID
145	White Mountain Regional School District	3307050
146	Wilton-Lyndeborough School District	3307115
147	Winchester School District	3307140
148	Windham School District	3307170
149	Windsor School District	3307200
150	Winnacunnet Cooperative School District	3307230
151	Winnisquam Regional School District	3307300



DATAFILE NOTES

Choose State

New Hampshire

AP Cohort

All

Click Data File tab at top of page to access the data file

2023 AP Cohort Data are embargoed to the public until April 4, 2023 11:59 p.m. ET

Please note your receipt of this file means you agree to honor conditions for using the data as described in the Guidelines on the Uses of College Board Test Scores and Related Data. That is, you will avoid the use of scores in aggregate form as a single measure to rank or rate teachers, educational institutions, or school districts. For more information, see: <http://www.collegeboard.com/research>

Data Sources:

2022-23 NCES 12th-grade district enrollment, 2023 College Board AP Cohort Data, and 2022 US Census Bureau Cartographic Boundary School District Shapefiles.

The most recent enrollment data available were for the 2022-23 school year. A degree of caution should be exercised when reviewing participation and success estimates, as data may not reflect district enrollments for the 2022-23 school year. AP cohort participation counts represent public school students from a given graduating class who took an AP Exam during high school; success counts represent public school students from a given graduating class who scored a 3 or higher on an AP Exam during high school.

Notes:

AP success data are reported when there are 5 or more AP exam takers in a district. Suppressed cases are marked by *.

A degree of caution should be exercised when reviewing estimates, as there inevitably will be a small margin of error as a result of one or many issues including but not limited to:

- 1) AI code, which is self-reported and reflects the school reported in the most recent test administration. (impacts the numerator, either positively or negatively)
 - > Student misreports school code and is therefore erroneously linked or not linked to school.
 - > Students misreports their grade-level and thus erroneously end up in the cohort. Or repeats a grade and ends up in multiple cohorts.
 - > Student leaves school code blank and thus there is nothing to link the student to the school or any other public school in state.
 - > If a student took an AP exam in an earlier grade, then moved but did not participate in another AP administration, s/he will still be linked to the last known school in the AP data.
- 2) The 2022-23 NCES 12th-grade district enrollment was used to estimate the size of the graduating class. (impacts the denominator, either positively or negatively)
 - > NCES data for the 2022-23 school year may not reflect district enrollments for the 2022-23 school year.
 - > 12th grade enrollment as of early October may not reflect the number of students who actually graduate.
 - > If a school did not report enrollment or reported incorrectly, this could impact the overall denominator.
- 3) The manner in which schools are linked to districts (impacts both the numerator and denominator)
 - > School-to-district mappings in the AP Cohort Data maps are based on the NCES (i.e., federal) mapping, which stem from information provided annually to the NCES by the state DOEs through the Common Core of Data (CCD) survey. States may or may not link charter schools to local districts.
- 4) The manner in which districts are linked to the state map (impacts whether certain districts, and therefore schools/students, are included in the final map and raw data file)
 - > The school-district boundary files used to create the heat maps are created by an external company, Proximity. These files are updated every two years or so. If a district does not exist in Proximity's files, then it cannot be drawn on the map. If districts recently merged or separated, this may not be reflected in Proximity's files for another few years.

New Hampshire Class of 2023 District Data

Sources: 2023 College Board AP Cohort Data ; 2022-23 NCES 12th-grade district enrollment ; 2022 US Census Bureau Cartographic Boundary School District Shapefiles

State Abbrv	District	NCESID	Number of 12th grade students enrolled	Number of students taking at least 1 AP	Number of students scoring 3 or higher on at least 1 AP	Percent of students taking AP	Percent of students scoring 3 or higher
NH	Albany School District	3301350	0	0	0	No 12th-grade enrollment	No 12th-grade enrollment
NH	Allenstown School District	3301380	0	0	0	No 12th-grade enrollment	No 12th-grade enrollment
NH	Andover School District	3301500	0	0	0	No 12th-grade enrollment	No 12th-grade enrollment
NH	Auburn School District	3301590	0	0	0	No 12th-grade enrollment	No 12th-grade enrollment
NH	Barrington School District	3301650	0	0	0	No 12th-grade enrollment	No 12th-grade enrollment
NH	Bartlett School District	3301680	0	0	0	No 12th-grade enrollment	No 12th-grade enrollment
NH	Bath School District	3301710	0	0	0	No 12th-grade enrollment	No 12th-grade enrollment
NH	Bedford School District	3301740	394	166	121	42.1	30.7
NH	Benton School District	3301830	0	0	0	No 12th-grade enrollment	No 12th-grade enrollment
NH	Berlin School District	3301860	73	10	5	13.7	6.8
NH	Bow School District	3301950	170	67	53	39.4	31.2
NH	Candia School District	3302130	0	0	0	No 12th-grade enrollment	No 12th-grade enrollment
NH	Chatham School District	3302200	0	0	0	No 12th-grade enrollment	No 12th-grade enrollment
NH	Chester School District	3302250	0	0	0	No 12th-grade enrollment	No 12th-grade enrollment
NH	Chesterfield School District	3302280	0	0	0	No 12th-grade enrollment	No 12th-grade enrollment
NH	Chichester School District	3302310	0	0	0	No 12th-grade enrollment	No 12th-grade enrollment
NH	Claremont School District	3302340	144	11	3	7.6	2.1
NH	Clarksville School District	3302370	0	0	0	No 12th-grade enrollment	No 12th-grade enrollment
NH	Colebrook School District	3302400	20	2	*	10.0	*
NH	Columbia School District	3302430	0	0	0	No 12th-grade enrollment	No 12th-grade enrollment
NH	Concord School District	3302460	383	64	38	16.7	9.9
NH	Contoocook Valley School District	3302480	169	64	44	37.9	26.0
NH	Conway School District	3302490	180	56	31	31.1	17.2
NH	Coos County School District	3302510	0	0	0	No 12th-grade enrollment	No 12th-grade enrollment
NH	Cornish School District	3302520	0	0	0	No 12th-grade enrollment	No 12th-grade enrollment
NH	Croydon School District	3302550	0	0	0	No 12th-grade enrollment	No 12th-grade enrollment
NH	Deerfield School District	3302580	0	0	0	No 12th-grade enrollment	No 12th-grade enrollment
NH	Derry School District	3302610	648	118	95	18.2	14.7
NH	Dover School District	3302640	421	84	67	20.0	15.9
NH	Dresden School District	3302670	194	67	50	34.5	25.8
NH	Dummer School District	3302730	0	0	0	No 12th-grade enrollment	No 12th-grade enrollment
NH	Dunbarton School District	3302760	0	0	0	No 12th-grade enrollment	No 12th-grade enrollment
NH	Eaton School District	3302850	0	0	0	No 12th-grade enrollment	No 12th-grade enrollment
NH	Ellsworth School District	3302870	0	0	0	No 12th-grade enrollment	No 12th-grade enrollment
NH	Epping School District	3302880	55	14	10	25.5	18.2
NH	Epsom School District	3302910	0	0	0	No 12th-grade enrollment	No 12th-grade enrollment
NH	Errol School District	3302940	0	0	0	No 12th-grade enrollment	No 12th-grade enrollment
NH	Exeter Regional Cooperative School District	3300017	379	130	115	34.3	30.3

New Hampshire Class of 2023 District Data

Sources: 2023 College Board AP Cohort Data ; 2022-23 NCES 12th-grade district enrollment ; 2022 US Census Bureau Cartographic Boundary School District Shapefiles

State Abbrev	District	NCESID	Number of 12th grade students enrolled	Number of students taking at least 1 AP	Number of students scoring 3 or higher on at least 1 AP	Percent of students taking AP	Percent of students scoring 3 or higher
NH	Fall Mountain Regional School District	3302990	124	15	11	12.1	8.9
NH	Farmington School District	3303000	60	6	2	10.0	3.3
NH	Franklin School District	3303090	37	9	5	24.3	13.5
NH	Freedom School District	3303120	0	0	0	No 12th-grade enrollment	No 12th-grade enrollment
NH	Fremont School District	3303150	0	0	0	No 12th-grade enrollment	No 12th-grade enrollment
NH	Gilford School District	3303180	110	33	24	30.0	21.8
NH	Gilmanton School District	3303210	0	0	0	No 12th-grade enrollment	No 12th-grade enrollment
NH	Goffstown School District	3303240	214	85	59	39.7	27.6
NH	Gorham Randolph Shelburne Cooperative School District	3300035	39	15	9	38.5	23.1
NH	Goshen School District	3303304	0	0	0	No 12th-grade enrollment	No 12th-grade enrollment
NH	Governor Wentworth Regional School District	3303330	173	44	40	25.4	23.1
NH	Grantham School District	3303360	0	0	0	No 12th-grade enrollment	No 12th-grade enrollment
NH	Greenland School District	3303420	0	0	0	No 12th-grade enrollment	No 12th-grade enrollment
NH	Hale's Location School District	3303279	0	0	0	No 12th-grade enrollment	No 12th-grade enrollment
NH	Hampstead School District	3303480	0	0	0	No 12th-grade enrollment	No 12th-grade enrollment
NH	Harrisville School District	3303630	0	0	0	No 12th-grade enrollment	No 12th-grade enrollment
NH	Hart's Location School District	3303640	0	0	0	No 12th-grade enrollment	No 12th-grade enrollment
NH	Haverhill Cooperative School District	3303660	49	18	15	36.7	30.6
NH	Hill School District	3303720	0	0	0	No 12th-grade enrollment	No 12th-grade enrollment
NH	Hillsboro-Deering Cooperative School District	3303750	64	22	16	34.4	25.0
NH	Hinsdale School District	3303780	22	2	*	9.1	*
NH	Hollis-Brookline Cooperative School District	3303850	230	115	97	50.0	42.2
NH	Hooksett School District	3303870	0	0	0	No 12th-grade enrollment	No 12th-grade enrollment
NH	Hopkinton School District	3303900	82	37	28	45.1	34.1
NH	Hudson School District	3303930	271	64	41	23.6	15.1
NH	Inter-Lakes School District	3303960	80	24	22	30.0	27.5
NH	Jackson School District	3303990	0	0	0	No 12th-grade enrollment	No 12th-grade enrollment
NH	Jaffrey-Rindge Cooperative School District	3304030	96	37	16	38.5	16.7
NH	John Stark Regional School District	3300003	111	35	23	31.5	20.7
NH	Kearsarge Regional School District	3304040	121	53	30	43.8	24.8
NH	Keene School District	3304050	344	84	60	24.4	17.4
NH	Laconia School District	3304140	145	19	12	13.1	8.3
NH	Landaff School District	3304170	0	0	0	No 12th-grade enrollment	No 12th-grade enrollment
NH	Lebanon School District	3304230	158	86	72	54.4	45.6
NH	Lempster School District	3303303	0	0	0	No 12th-grade enrollment	No 12th-grade enrollment
NH	Lincoln-Woodstock School District	3304260	19	10	2	52.6	10.5
NH	Lisbon Regional School District	3304290	28	0	0	0.0	0.0
NH	Litchfield School District	3304350	100	42	26	42.0	26.0

New Hampshire Class of 2023 District Data

Sources: 2023 College Board AP Cohort Data ; 2022-23 NCES 12th-grade district enrollment ; 2022 US Census Bureau Cartographic Boundary School District Shapefiles

State Abbrv	District	NCESID	Number of 12th grade students enrolled	Number of students taking at least 1 AP	Number of students scoring 3 or higher on at least 1 AP	Percent of students taking AP	Percent of students scoring 3 or higher
NH	Littleton School District	3304380	47	4	*	8.5	*
NH	Londonderry School District	3304410	361	89	48	24.7	13.3
NH	Lyme School District	3304500	0	0	0	No 12th-grade enrollment	No 12th-grade enrollment
NH	Madison School District	3304560	0	0	0	No 12th-grade enrollment	No 12th-grade enrollment
NH	Manchester School District	3304590	837	93	60	11.1	7.2
NH	Marlborough School District	3304620	0	0	0	No 12th-grade enrollment	No 12th-grade enrollment
NH	Marlow School District	3304650	0	0	0	No 12th-grade enrollment	No 12th-grade enrollment
NH	Mascenic Regional School District	3304670	63	7	6	11.1	9.5
NH	Mascoma Valley Regional School District	3304680	66	25	15	37.9	22.7
NH	Mason School District	3303276	0	0	0	No 12th-grade enrollment	No 12th-grade enrollment
NH	Merrimack School District	3304740	341	62	42	18.2	12.3
NH	Merrimack Valley School District	3304760	197	40	21	20.3	10.7
NH	Middleton School District	3304770	0	0	0	No 12th-grade enrollment	No 12th-grade enrollment
NH	Milan School District	3304800	0	0	0	No 12th-grade enrollment	No 12th-grade enrollment
NH	Milford School District	3304830	174	36	25	20.7	14.4
NH	Milton School District	3300616	23	0	0	0.0	0.0
NH	Monadnock Regional School District	3304890	110	21	9	19.1	8.2
NH	Monroe School District	3304920	0	0	0	No 12th-grade enrollment	No 12th-grade enrollment
NH	Moultonborough School District	3304960	42	21	17	50.0	40.5
NH	Nashua School District	3304980	724	210	149	29.0	20.6
NH	Nelson School District	3305010	0	0	0	No 12th-grade enrollment	No 12th-grade enrollment
NH	New Boston School District	3305040	0	0	0	No 12th-grade enrollment	No 12th-grade enrollment
NH	New Castle School District	3305070	0	0	0	No 12th-grade enrollment	No 12th-grade enrollment
NH	Newfound Area School District	3305220	103	97	48	94.2	46.6
NH	Newington School District	3305250	0	0	0	No 12th-grade enrollment	No 12th-grade enrollment
NH	Newmarket School District	3305280	74	23	16	31.1	21.6
NH	Newport School District	3305310	59	9	7	15.3	11.9
NH	Northumberland School District	3305400	28	0	0	0.0	0.0
NH	Northwood School District	3305430	152	57	54	37.5	35.5
NH	Nottingham School District	3305460	0	0	0	No 12th-grade enrollment	No 12th-grade enrollment
NH	Oyster River Cooperative School District	3305520	222	73	60	32.9	27.0
NH	Pelham School District	3305550	142	35	29	24.6	20.4
NH	Pembroke School District	3305580	135	38	23	28.1	17.0
NH	Pemi-Baker Regional School District	3399965	140	42	33	30.0	23.6
NH	Piermont School District	3305670	0	0	0	No 12th-grade enrollment	No 12th-grade enrollment
NH	Pittsburg School District	3305700	9	0	0	0.0	0.0
NH	Pittsfield School District	3305730	22	1	*	4.5	*
NH	Plainfield School District	3305760	0	0	0	No 12th-grade enrollment	No 12th-grade enrollment

New Hampshire Class of 2023 District Data

Sources: 2023 College Board AP Cohort Data ; 2022-23 NCES 12th-grade district enrollment ; 2022 US Census Bureau Cartographic Boundary School District Shapefiles

State Abbrev	District	NCESID	Number of 12th grade students enrolled	Number of students taking at least 1 AP	Number of students scoring 3 or higher on at least 1 AP	Percent of students taking AP	Percent of students scoring 3 or higher
NH	Portsmouth School District	3305820	280	84	63	30.0	22.5
NH	Profile School District	3305830	30	18	11	60.0	36.7
NH	Prospect Mountain High School Joint Maintenance Agreement District	3300049	106	12	8	11.3	7.5
NH	Raymond School District	3305880	78	8	6	10.3	7.7
NH	Rivendell Interstate School District	3333009	0	0	0	No 12th-grade enrollment	No 12th-grade enrollment
NH	Rochester School District	3305940	284	31	23	10.9	8.1
NH	Rollinsford School District	3305970	0	0	0	No 12th-grade enrollment	No 12th-grade enrollment
NH	Rye School District	3306030	0	0	0	No 12th-grade enrollment	No 12th-grade enrollment
NH	Salem School District	3306060	278	96	70	34.5	25.2
NH	Sanborn Regional School District	3306080	164	22	14	13.4	8.5
NH	Shaker Regional School District	3306180	103	9	7	8.7	6.8
NH	Somersworth School District	3306240	107	22	10	20.6	9.3
NH	Souhegan Cooperative School District	3306260	187	56	39	29.9	20.9
NH	South Hampton School District	3306270	0	0	0	No 12th-grade enrollment	No 12th-grade enrollment
NH	Stark School District	3306330	0	0	0	No 12th-grade enrollment	No 12th-grade enrollment
NH	Stewartstown School District	3306360	0	0	0	No 12th-grade enrollment	No 12th-grade enrollment
NH	Stoddard School District	3306390	0	0	0	No 12th-grade enrollment	No 12th-grade enrollment
NH	Strafford School District	3306420	0	0	0	No 12th-grade enrollment	No 12th-grade enrollment
NH	Stratford School District	3306450	0	0	0	No 12th-grade enrollment	No 12th-grade enrollment
NH	Sullivan School District	3303293	0	0	0	No 12th-grade enrollment	No 12th-grade enrollment
NH	Sunapee School District	3306540	32	19	15	59.4	46.9
NH	Surry School District	3303275	0	0	0	No 12th-grade enrollment	No 12th-grade enrollment
NH	Tamworth School District	3306600	0	0	0	No 12th-grade enrollment	No 12th-grade enrollment
NH	Timberlane Regional School District	3306720	273	84	59	30.8	21.6
NH	Unity School District	3306750	0	0	0	No 12th-grade enrollment	No 12th-grade enrollment
NH	Wakefield School District	3306780	0	0	0	No 12th-grade enrollment	No 12th-grade enrollment
NH	Warren School District	3306870	0	0	0	No 12th-grade enrollment	No 12th-grade enrollment
NH	Washington School District	3306900	0	0	0	No 12th-grade enrollment	No 12th-grade enrollment
NH	Waterville Valley School District	3306910	0	0	0	No 12th-grade enrollment	No 12th-grade enrollment
NH	Westmoreland School District	3307020	0	0	0	No 12th-grade enrollment	No 12th-grade enrollment
NH	White Mountain Regional School District	3307050	73	18	12	24.7	16.4
NH	Wilton-Lyndeborough School District	3307115	46	3	*	6.5	*
NH	Winchester School District	3307140	0	0	0	No 12th-grade enrollment	No 12th-grade enrollment
NH	Windham School District	3307170	252	144	108	57.1	42.9
NH	Windsor School District	3307200	0	0	0	No 12th-grade enrollment	No 12th-grade enrollment
NH	Winnacunnet Cooperative School District	3307230	250	89	57	35.6	22.8
NH	Winnisquam Regional School District	3307300	117	9	6	7.7	5.1