

This presentation was built by Steven Borne using the official MS reports and information found online. GenAI created the base slides. Borne will be using this in multiple ways.

NH SEACOAST TOWNS

# MS-737 and MS 27 Budget Comparison

## 2026 Appropriations

### Rye

Pop. 5,663 | Housing Units 2,885  
Assessment: \$3,291,999,300

### Greenland

Pop. 4,126 | Housing Units 1,686  
Assessment: \$1,390,731,730

### N. Hampton

Pop. 4,539 | Housing Units 2,311  
Assessment: \$1,776,253,800

# Community Snapshot

## Rye

POPULATION

**5,663**

HOUSING UNITS

**2,885**

OPERATING BUDGET

**\$14.5M**

SCHOOL BUDGET

**\$19.2M**

PROPERTY VALUE

**\$3,291M**

## Greenland

POPULATION

**4,126**

HOUSING UNITS

**1,686**

OPERATING BUDGET

**\$7.6M**

SCHOOL BUDGET

**\$15.5M**

PROPERTY VALUE

**\$1,390M**

## N. Hampton

POPULATION

**4,539**

HOUSING UNITS

**2,311**

OPERATING BUDGET

**\$10.3M**

SCHOOL BUDGET

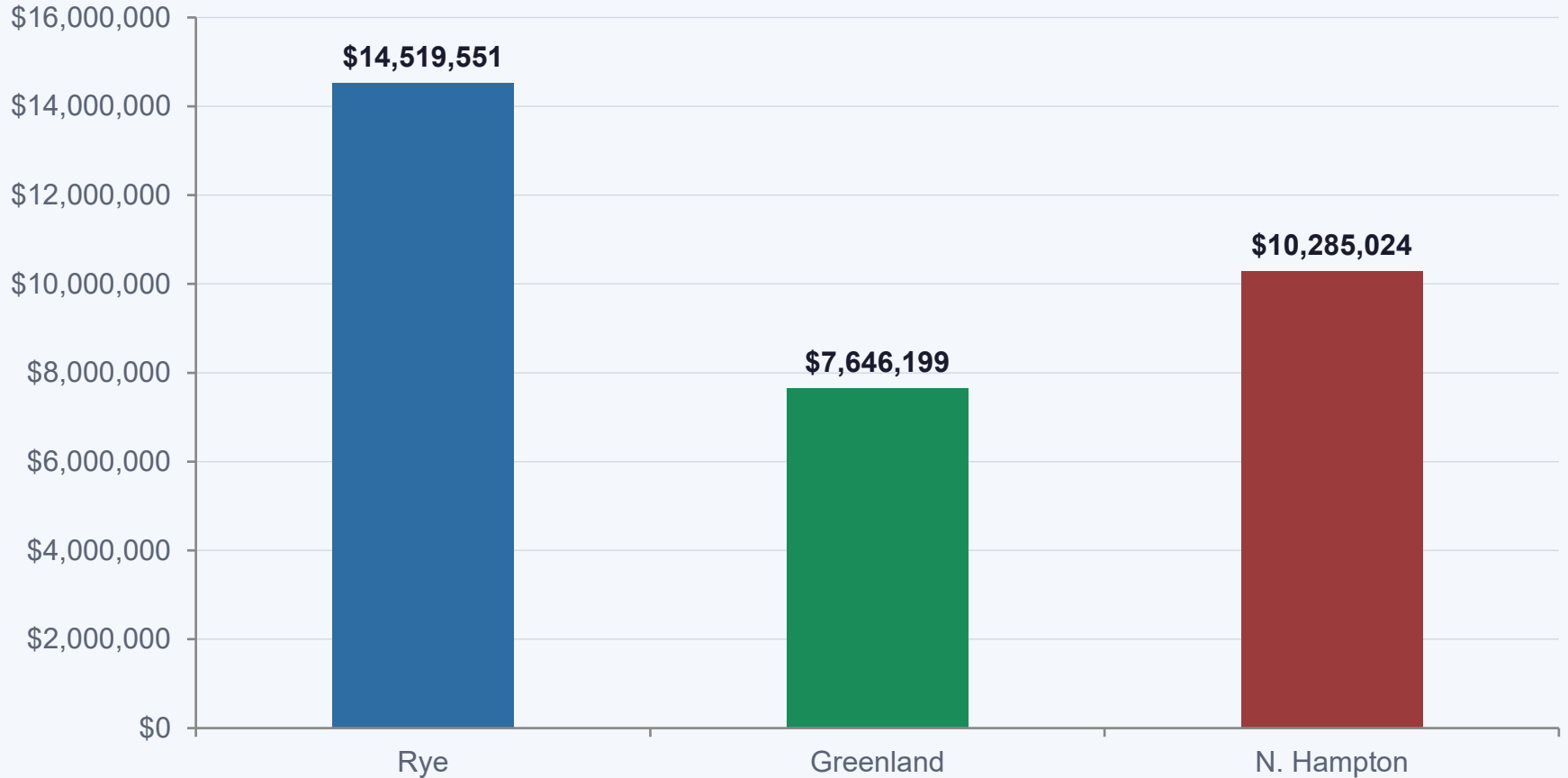
**\$10.6M**

PROPERTY VALUE

**\$1,766M**

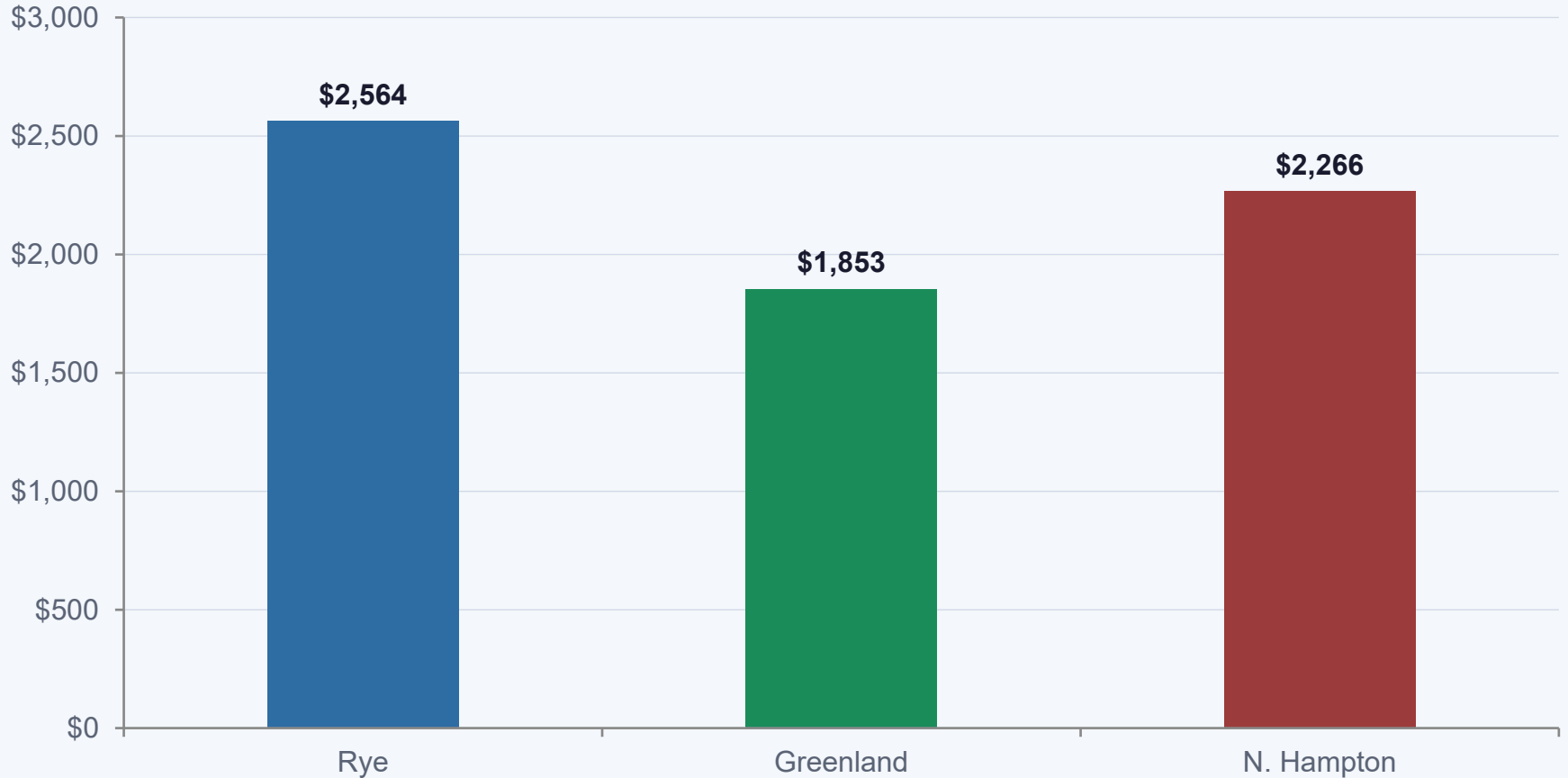
# Total Operating Budget Appropriations (2026)

Budget Committee recommended figures



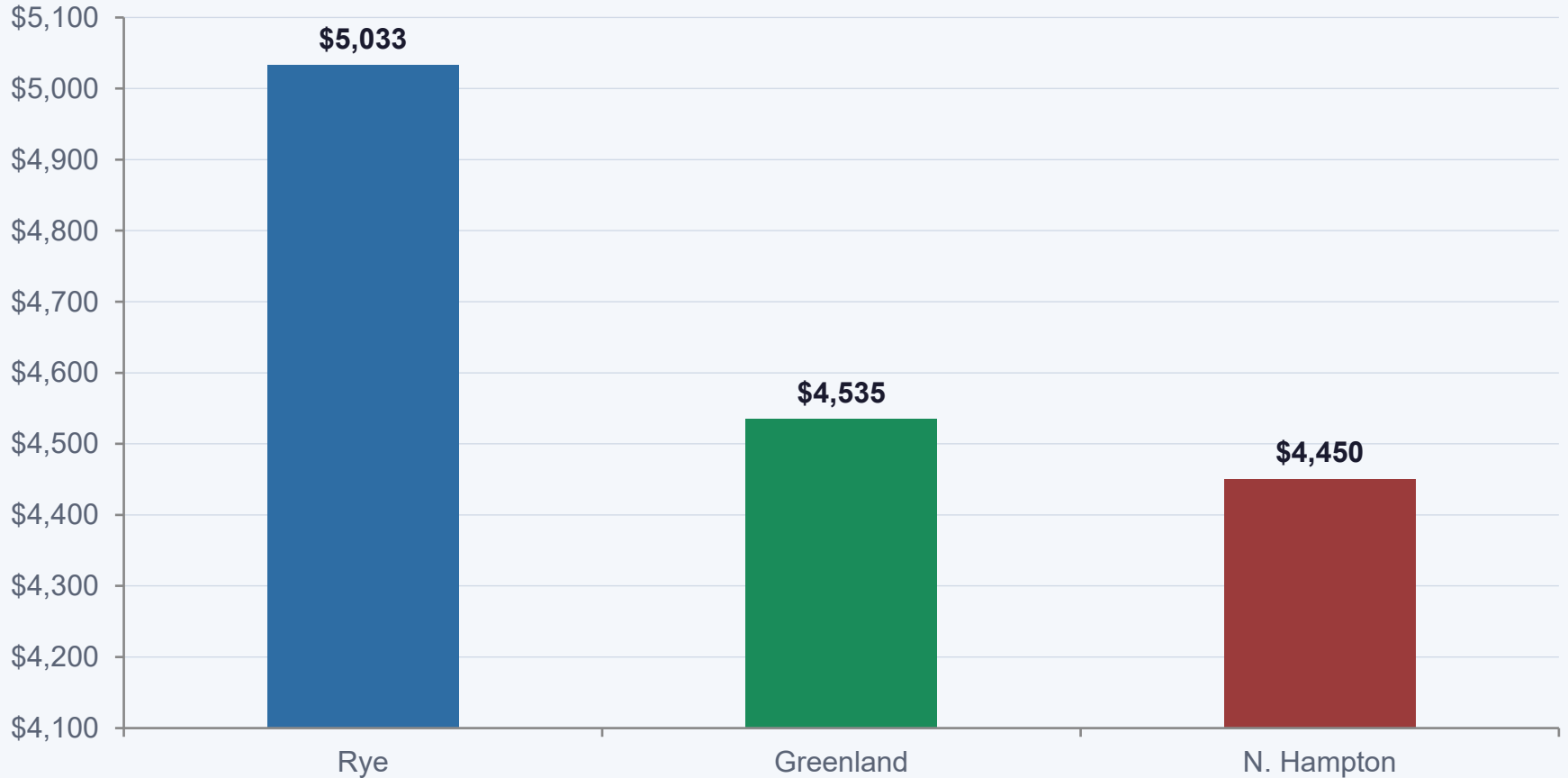
# Operating Budget — Cost Per Person

Total operating budget ÷ estimated population



# Operating Budget — Cost Per Housing Unit

Total operating budget ÷ estimated housing units

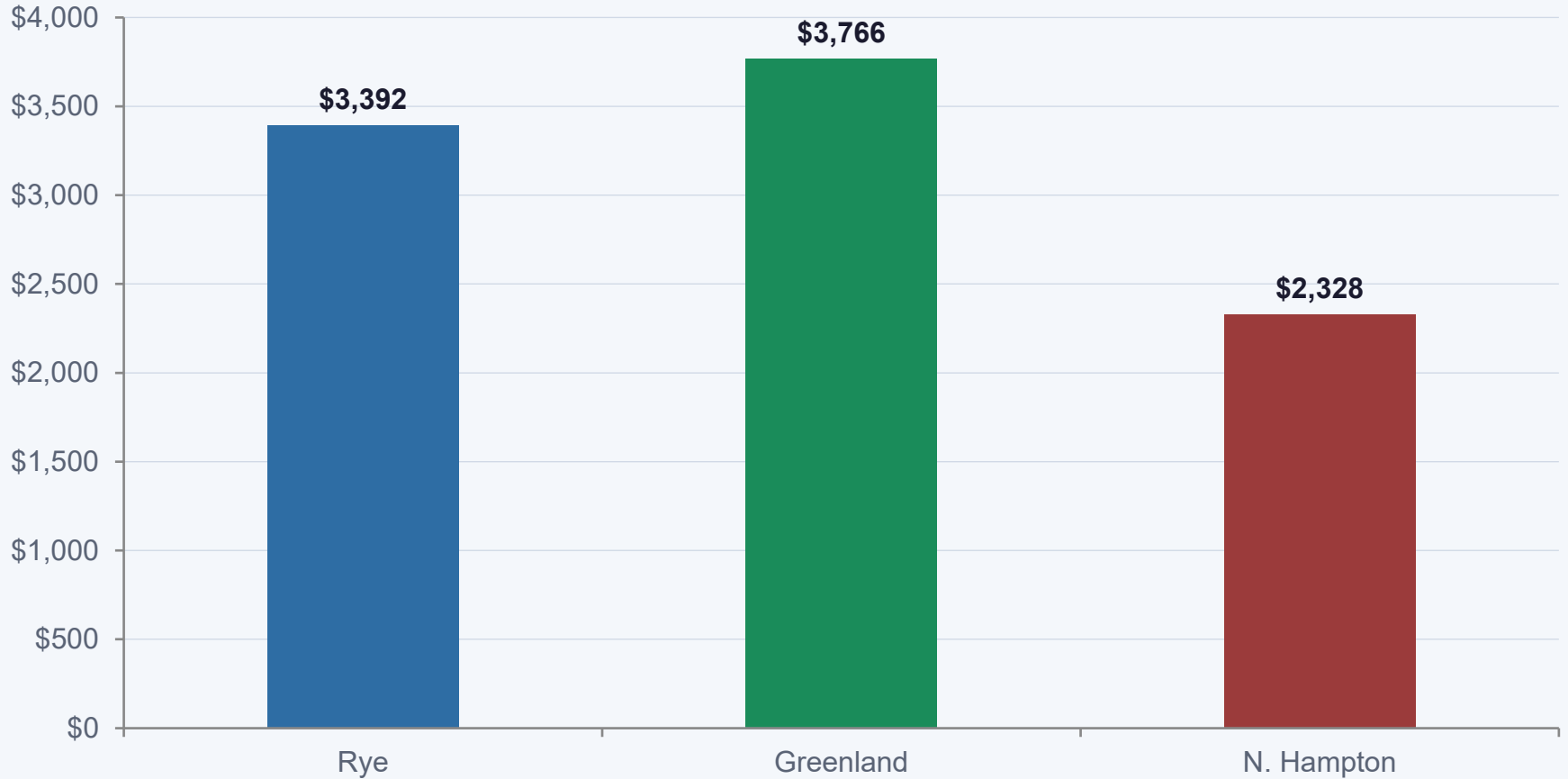


# School Budget (2026)

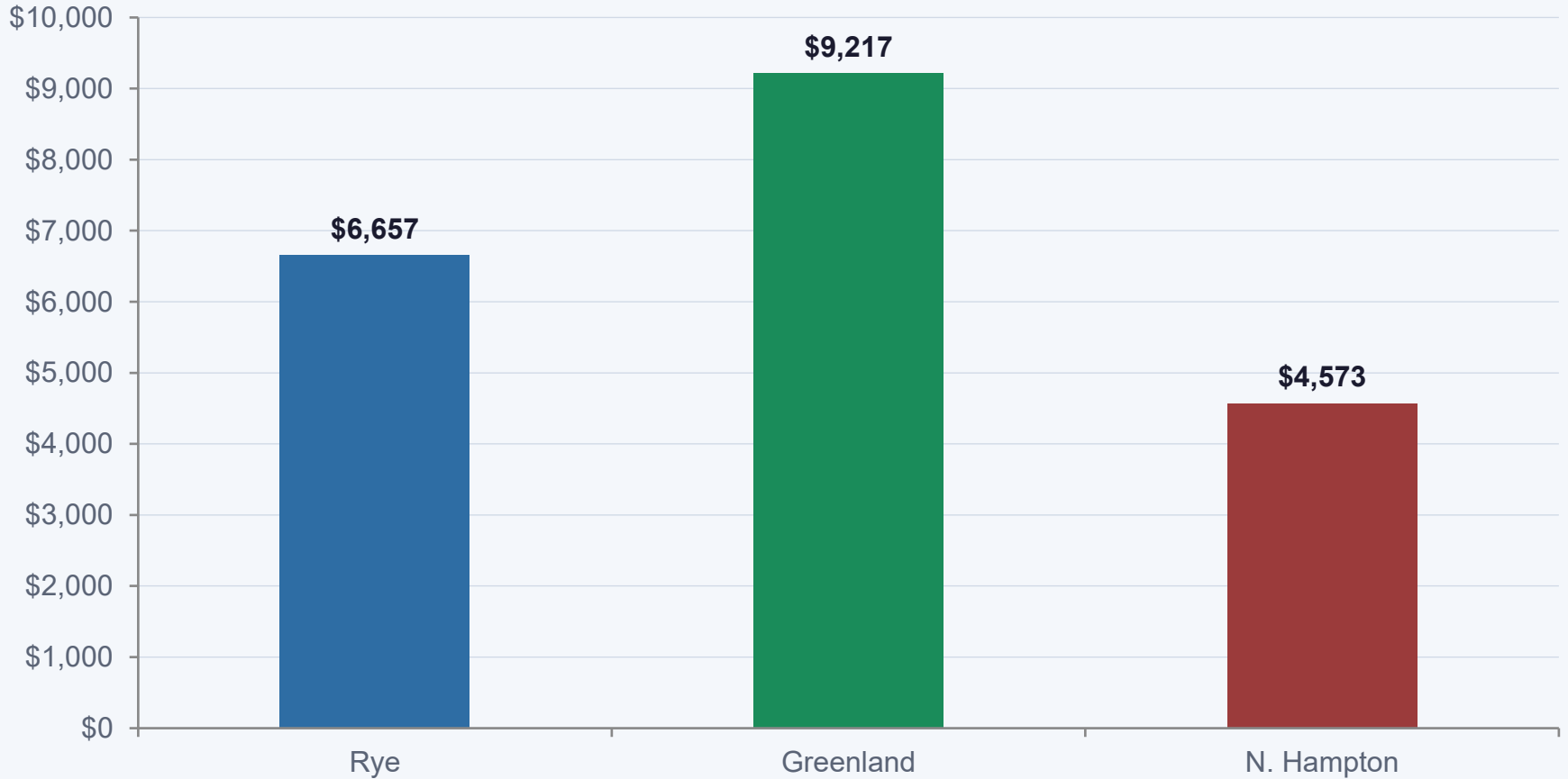
Approved school appropriations



# School Budget — Cost Per Person



# School Budget — Cost Per Housing Unit



# General Government

Exec · Finance · Legal · Planning · Buildings

## General Government — Total Appropriations

Category	Rye	Greenland	N. Hampton
Executive	\$461,685	\$321,106	\$366,557
Financial Administration	\$988,034	\$276,060	\$411,332
Legal Expense	\$176,100	\$40,000	\$103,500
Planning and Zoning	\$291,144	\$28,000	\$145,835
Gen. Gov. Buildings	\$340,520	\$115,565	\$146,332
Advertising & Reg. Assoc.	\$42,966	\$8,000	\$6,508
<b>SUBTOTAL</b>	<b>\$3,027,906</b>	<b>\$2,755,730</b>	<b>\$1,923,427</b>

## General Government — Cost Per Person

Category	Rye	Greenland	N. Hampton
Executive	\$81.53	\$77.83	\$80.76
Financial Administration	\$174.47	\$66.91	\$90.62
Legal Expense	\$31.10	\$9.69	\$22.80
Planning and Zoning	\$51.41	\$6.79	\$32.13
Gen. Gov. Buildings	\$60.13	\$28.01	\$32.24
Advertising & Reg. Assoc.	\$7.59	\$1.94	\$1.43
<b>SUBTOTAL</b>	<b>\$534.68</b>	<b>\$667.89</b>	<b>\$423.76</b>

## General Government — Cost Per Housing Unit

Category	Rye	Greenland	N. Hampton
Executive	\$160.03	\$190.45	\$158.61
Financial Administration	\$342.47	\$163.74	\$177.99
Legal Expense	\$61.04	\$23.72	\$44.79
Planning and Zoning	\$100.92	\$16.61	\$63.10
Gen. Gov. Buildings	\$118.03	\$68.54	\$63.32
Advertising & Reg. Assoc.	\$14.89	\$4.74	\$2.82
<b>SUBTOTAL</b>	<b>\$1049.53</b>	<b>\$1634.48</b>	<b>\$832.29</b>

# Public Safety

Police · Fire · Ambulance · Inspection

## Public Safety — Total Appropriations

Category	Rye	Greenland	N. Hampton
Police	\$2,217,134	\$1,221,706	\$2,479,493
Ambulances	\$184,975	\$23,500	\$0
Fire	\$2,733,646	\$1,360,894	\$2,682,686
Building Inspection	\$513,085	\$47,030	\$104,125
Emergency Mgmt.	\$18,083	\$24,000	\$37,791
<b>SUBTOTAL</b>	<b>\$5,666,923</b>	<b>\$2,677,130</b>	<b>\$5,304,095</b>

## Public Safety — Cost Per Person

Category	Rye	Greenland	N. Hampton
Police	\$391.51	\$296.10	\$546.26
Ambulances	\$32.66	\$5.70	\$0
Fire	\$482.72	\$329.83	\$591.03
Building Inspection	\$90.60	\$11.40	\$22.94
Emergency Mgmt.	\$3.19	\$5.82	\$8.33
<b>SUBTOTAL</b>	<b>\$1000.69</b>	<b>\$648.84</b>	<b>\$1168.56</b>

## Public Safety — Cost Per Housing Unit

Category	Rye	Greenland	N. Hampton
Police	\$768.50	\$724.62	\$1072.91
Ambulances	\$64.12	\$13.94	\$0
Fire	\$947.54	\$807.17	\$1160.83
Building Inspection	\$177.85	\$27.89	\$45.06
Emergency Mgmt.	\$6.27	\$14.23	\$16.35
<b>SUBTOTAL</b>	<b>\$1964.27</b>	<b>\$1587.86</b>	<b>\$2295.15</b>

# Highways & Streets

Road maintenance and infrastructure

# Highways & Streets

Total Appropriations			
Category	Rye	Greenland	N. Hampton
Highways & Streets	\$2,214,998	\$160,704	\$906,812
<b>SUBTOTAL</b>	<b>\$2,218,098</b>	<b>\$1,018,130</b>	<b>\$920,812</b>

Cost Per Person & Per Housing Unit			
Category	Rye	Greenland	N. Hampton
Cost per Person — H&S	\$391.68	\$246.76	\$202.87
Cost per Housing Unit — H&S	\$768.84	\$603.87	\$398.45

# Sanitation

Solid Waste Collection & Disposal

# Sanitation

Total Appropriations			
Category	Rye	Greenland	N. Hampton
Solid Waste Collection	\$399,715	\$416,374	\$7,653
Solid Waste Disposal	\$350,550	\$0	\$138,400
<b>SUBTOTAL</b>	<b>\$750,265</b>	<b>\$416,374</b>	<b>\$213,091</b>

Cost Per Person & Per Housing Unit			
Category	Rye	Greenland	N. Hampton
Solid Waste Collection — Per Person	\$70.58	\$100.91	\$1.69
Solid Waste Disposal — Per Person	\$61.90	\$0	\$30.49
<b>SUBTOTAL Per Person</b>	<b>\$132.49</b>	<b>\$100.91</b>	<b>\$46.95</b>
Solid Waste Collection — Per HU	\$138.55	\$246.96	\$3.31
Solid Waste Disposal — Per HU	\$121.51	\$0	\$59.89
<b>SUBTOTAL Per Housing Unit</b>	<b>\$260.06</b>	<b>\$246.96</b>	<b>\$92.21</b>

# Health

Health Administration · Pest Control

## Health — Total Appropriations

Category	Rye	Greenland	N. Hampton
Health Admin.	\$15,494	\$1	\$0
Pest Control	\$184,905	\$30,500	\$50,000
<b>Health Subtotal</b>	<b>\$200,399</b>	<b>\$44,300</b>	<b>\$50,000</b>

# Welfare

Direct Assistance

# Welfare

Total Appropriations			
Category	Rye	Greenland	N. Hampton
Direct Assistance	\$25,000	\$20,000	\$5,000
<b>Welfare Subtotal</b>	<b>\$25,000</b>	<b>\$20,000</b>	<b>\$5,000</b>

Cost Per Person & Per Housing Unit			
Category	Rye	Greenland	N. Hampton
Direct Assistance — Per Person	\$4.41	\$4.85	\$1.10
Direct Assistance — Per Housing Unit	\$8.67	\$11.86	\$2.16

# Culture & Recreation

Parks & Recreation · Library · Patriotic Purposes · Other

## Culture & Recreation — Total Appropriations

Category	Rye	Greenland	N. Hampton
Parks & Recreation	\$751,173	\$12,750	\$79,894
Library	\$864,521	\$486,170	\$523,584
Patriotic Purposes	\$34,000	\$4,000	\$2,000
Other Culture & Rec.	\$6,845	\$0	\$2,000
<b>Culture &amp; Rec. Subtotal</b>	<b>\$1,656,539</b>	<b>\$502,920</b>	<b>\$607,478</b>

## Culture & Recreation — Cost Per Person & Per Housing Unit

Category	Rye	Greenland	N. Hampton
Parks & Rec. — Per Person	\$132.65	\$3.09	\$17.60
Library — Per Person	\$152.66	\$117.83	\$115.35
Patriotic Purposes — Per Person	\$6.00	\$0.97	\$0.44
Other Culture & Rec. — Per Person	\$1.21	\$0.00	\$0.44
<b>Culture &amp; Rec. Subtotal — Per Person</b>	<b>\$292.52</b>	<b>\$121.89</b>	<b>\$133.84</b>
Parks & Rec. — Per Housing Unit	\$260.37	\$7.56	\$34.57
Library — Per Housing Unit	\$299.66	\$288.36	\$226.56
Patriotic Purposes — Per Housing Unit	\$11.79	\$2.37	\$0.87
Other Culture & Rec. — Per HU	\$2.37	\$0.00	\$0.87
<b>Culture &amp; Rec. Subtotal — Per HU</b>	<b>\$574.19</b>	<b>\$298.29</b>	<b>\$262.86</b>

## Health — Cost Per Person & Per Housing Unit

Category	Rye	Greenland	N. Hampton
Health Subtotal — Per Person	\$35.39	\$10.74	\$11.02
Health Subtotal — Per Housing Unit	\$69.46	\$26.28	\$21.64

# Conservation

Conservation Administration & Development

## Conservation — Total Appropriations

Category	Rye	Greenland	N. Hampton
Conservation Admin.	\$108,885	\$2,000	\$7,126
Purchase of Natural Res.	\$0	\$0	\$0
Other Conservation	\$1,500	\$0	\$0
<b>Conservation Subtotal</b>	<b>\$110,385</b>	<b>\$2,000</b>	<b>\$7,126</b>

## Conservation — Cost Per Person & Per Housing Unit

Category	Rye	Greenland	N. Hampton
Conservation — Per Person	\$19.49	\$0.48	\$1.57
Conservation — Per Housing Unit	\$38.26	\$1.19	\$3.08

# Debt Service & Capital Outlay

Long-term obligations and capital investments

## Debt Service & Capital Outlay — Total Appropriations

Category	Rye	Greenland	N. Hampton
Debt Service Subtotal	\$181,814	\$209,615	\$914,784
Capital Outlay Subtotal	\$135,000	\$0	\$0

## Debt Service — Cost Per Person & Per Housing Unit

Category	Rye	Greenland	N. Hampton
Debt Service — Per Person	\$32.11	\$50.80	\$201.54
Debt Service — Per Housing Unit	\$63.02	\$124.33	\$395.84

# School Budget

Rye, Greenland & N. Hampton — FY2026-27 Proposed

## School Budget — Instruction

Category	Rye	Greenland	N. Hampton
Regular Programs	\$10,379,190	\$8,720,313	\$2,580,905
Special Programs	\$1,751,627	\$1,613,548	\$1,780,167
Other Programs	\$322,315	\$154,089	\$150,153
<b>Instruction Subtotal</b>	<b>\$12,453,132</b>	<b>\$10,487,950</b>	<b>\$4,511,225</b>

## School Budget — Support Services

Category	Rye	Greenland	N. Hampton
Student Support Svcs	\$1,099,169	\$855,780	\$336,596
Instructional Staff Svcs	\$846,261	\$499,892	\$694,061
<b>Support Services Subtotal</b>	<b>\$1,945,430</b>	<b>\$1,355,672</b>	<b>\$1,030,657</b>

## School Budget — Administration

Category	Rye	Greenland	N. Hampton
Other School Board	\$45,866	\$45,005	\$39,857
SAU Management Svcs	\$1,033,994	\$681,658	\$311,217
All Other Admin	\$185,800	\$187,350	\$0
School Admin Svc	\$830,829	\$619,348	\$333,515
Plant Operations	\$1,319,662	\$897,112	\$790,495
Student Transportation	\$836,119	\$740,378	\$662,212
<b>Administration Subtotal</b>	<b>\$4,252,270</b>	<b>\$3,170,851</b>	<b>\$4,699,692</b>

## School Budget — Other Expenditures & Transfers

Category	Rye	Greenland	N. Hampton
Food Service Operations	\$233,896	\$149,000	\$220,956
Building Improvement Svcs	\$128,890	\$15,000	\$65,000
To Food Service	\$53,000	\$30,000	\$0
To Other Special Revenue	\$140,000	\$218,000	\$0
Debt Svc — Principal	\$0	\$67,158	\$0
Debt Svc — Interest	\$0	\$45,556	\$0
<b>Other Subtotal</b>	<b>\$555,786</b>	<b>\$524,714</b>	<b>\$285,956</b>

## School Budget — Totals & Tax Impact

Category	Rye	Greenland	N. Hampton
Operating Budget	\$19,206,618	\$15,539,187	\$10,567,387
Special Warrant Arts	\$30,000	\$78,800	\$230,756
Individual Warrant	\$100,000	\$319,882	\$0
<b>Total Appropriations</b>	<b>\$19,336,618</b>	<b>\$15,937,869</b>	<b>\$10,798,143</b>
Est. Rev. & Credits	\$759,896	\$555,800	\$604,000
<b>Est. Taxes to Raise</b>	<b>\$18,576,722</b>	<b>\$15,382,069</b>	<b>\$10,566,643</b>

# School Budget — Cost Per K-8 Student

K-8 Students (Rye: 359   Greenland: 349   N. Hampton: 272)			
Category	Rye	Greenland	N. Hampton
Regular Programs	\$28,911.39	\$24,986.57	\$9,488.62
Special Programs	\$4,879.18	\$4,623.35	\$6,544.73
Other Programs	\$897.81	\$441.52	\$552.03
<b>Instruction Subtotal</b>	<b>\$34,688.39</b>	<b>\$30,051.43</b>	<b>\$16,585.39</b>
Student Support Svcs	\$3,061.75	\$2,452.09	\$1,237.49
Instructional Staff Svcs	\$2,357.27	\$1,432.36	\$2,551.69
Plant Operations & Maint.	\$3,675.94	\$2,570.52	\$2,906.23
Food Service Operations	\$651.52	\$426.93	\$812.34
Building Improvement Svcs	\$359.03	\$42.98	\$238.97
Debt Svc - Principal	\$0.00	\$192.43	\$0.00
Debt Svc - Interest	\$0.00	\$130.53	\$0.00
To Food Service	\$147.63	\$85.96	\$0.00
To Other Special Revenue	\$389.97	\$624.64	\$0.00

# School Budget — Cost Per Total Students

Total Students (Rye: 517 | Greenland: 511 | N. Hampton: 387)

Category	Rye	Greenland	N. Hampton
Other School Board	\$88.72	\$88.07	\$102.99
<b>Gen. Admin. Subtotal</b>	<b>\$88.72</b>	<b>\$88.07</b>	<b>\$102.99</b>
SAU Management Svcs	\$1,999.99	\$1,333.97	\$804.18
All Other Admin	\$359.38	\$366.63	\$0.00
School Admin Svc	\$1,607.02	\$1,212.03	\$861.80
Student Transportation	\$1,617.25	\$1,448.88	\$1,711.14
Support Svc, Central/Oth.	\$0.00	\$0.00	\$6,724.17
<b>Exec. Admin. Subtotal</b>	<b>\$8,136.18</b>	<b>\$6,117.12</b>	<b>\$12,143.91</b>
<b>Total Operating Budget</b>	<b>\$37,150.13</b>	<b>\$30,409.37</b>	<b>\$27,305.91</b>

## School Budget — Cost Per Housing Unit

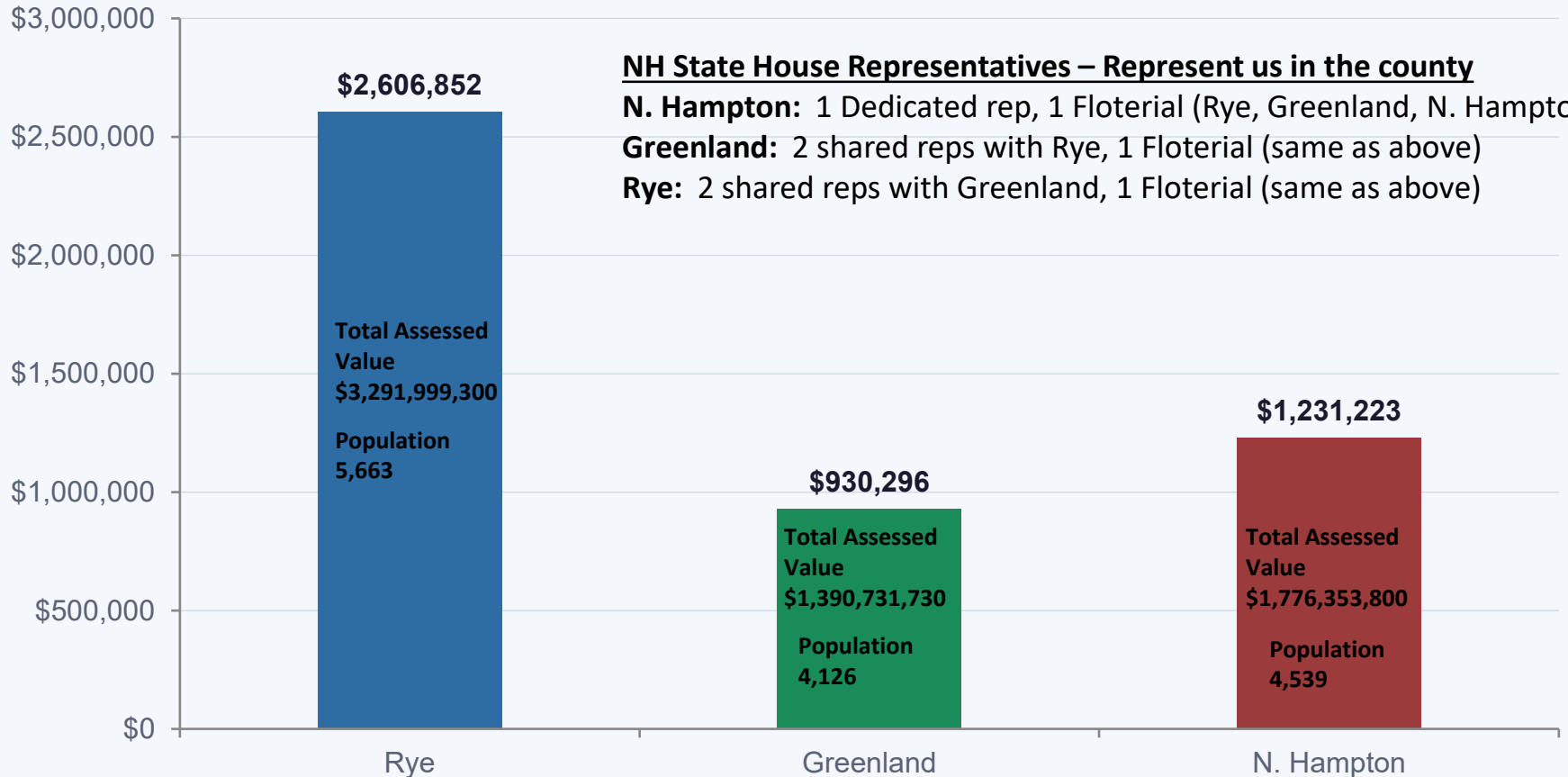
Category	Rye	Greenland	N. Hampton
Regular Programs	\$3,597.64	\$5,172.19	\$1,116.79
Special Programs	\$607.15	\$957.03	\$770.30
Other Programs	\$111.72	\$91.39	\$64.97
<b>Instruction Subtotal</b>	<b>\$4,316.51</b>	<b>\$6,220.61</b>	<b>\$1,952.07</b>
Support Services	\$674.33	\$804.08	\$445.98
Administration	\$1,473.92	\$1,880.69	\$2,033.62
Food Service & Other	\$192.65	\$311.22	\$123.74
<b>Total Operating Budget</b>	<b>\$6,657.41</b>	<b>\$9,216.60</b>	<b>\$4,572.65</b>

# Rockingham County

2025 County Tax Assessment

# Rockingham County — Total Tax (2025)

Total Rockingham County tax assessed per town | Total Assessed Value: Rye \$3,291,999,300 · Greenland \$1,390,731,730 · N. Hampton \$1,776,353,800



## NH State House Representatives – Represent us in the county

**N. Hampton:** 1 Dedicated rep, 1 Floterial (Rye, Greenland, N. Hampton)

**Greenland:** 2 shared reps with Rye, 1 Floterial (same as above)

**Rye:** 2 shared reps with Greenland, 1 Floterial (same as above)

# Key Takeaways “According to GenAI”

## Public Safety

Rye spends the most in absolute terms (\$5.7M). N. Hampton's cost per housing unit (\$2,295) far exceeds Rye (\$1,964) and Greenland (\$1,588).

## Sanitation

Dramatic variation: N. Hampton spends only \$1.69/person on waste collection vs. Greenland's \$100.91 and Rye's \$70.58 — suggesting contracted or regional service differences.

## Debt Service

N. Hampton carries the heaviest debt load — \$201.54/person and \$395.84/housing unit vs. Rye's \$32.11 and Greenland's \$50.80.

## School Budget

Greenland spends the most per housing unit (\$9,217) — nearly double N. Hampton (\$4,573) — despite lower absolute total.

## Highways & Streets

Rye spends substantially more per person (\$391.68) than N. Hampton (\$202.87) or Greenland (\$246.76), reflecting different road network investments.

## General Government

Rye's financial administration cost per person (\$174.47) is 2.6× Greenland's (\$66.91), suggesting significant service-level or staffing differences.